



[Accessyou-sms.com](https://Accessyou-sms.com)  
SMS/MMS/VOICE/WHATSAPP API User Manual  
Basic / Batch / Verification  
Accessyou-sms.com 短信/彩信/Whatsapp/語音接口用户  
手册  
基本 / 群發 / 验证码

## Table of Contents

PART A: General 一般资料.....	5
How to contact us 联系我们.....	6
SMS/MMS API COMPARISON.....	7
Setup IP address restriction (Whitelisting) 设定 IP 地址限制(白名单).....	12
Troubleshooting 故障排除.....	17
for development support 开发支持.....	17
For Production Support 已正式运作.....	19
China SMS content whitelisting 发大陆短信内容审核.....	20
International SMS support 国际短信支持.....	21
SMS/MMS units calculations 短信/彩信单位计算.....	22
SMS 短信.....	22
2. MMS 彩信.....	23
SMS (Chinese Version).....	24
MMS (english version).....	25
How to login our platform to check delivery log 如何登录平台查发送记录.....	26
HIDDEN DOMAIN 隐藏的域名.....	30
PART B: BASIC API 基本接口.....	31
Update History 更新历史.....	32
Prerequisite 条件.....	33
Setup IP address restriction 设定 IP 地址限制.....	34
Use API to submit your message (Default SenderID) 发短信接口 ( 预设发送号码 ) :.....	35
API FORMAT 接口格式.....	35
API PARAMETERS (SUBMISSION) 接口参数 (提交时) .....	36
API RESPONSE CODE(AFTER SUBMISSION) 接口返回信息(提交后) .....	39
Example to submit api 接口例子.....	41

Tel / Whatsapp : +852 23886700 微信/Telegram/Skype/其他: +852 98882844

How to login our platform to check delivery log 如何登录平台查发送记录.....	44
Use API to query the delivery log 用接口查询发送记录.....	45
API FORMAT 接口格式.....	45
API PARAMETERS (SUBMISSION) 接口参数 (提交时) .....	46
API RESPONSE CODE (AFTER SUBMISSION)接口返回参数 (提交后) .....	47
RECEIVESTATUS explanation 返回状态解析.....	48
Sample of XML returned 样本.....	49
Use API to query the account detail 查询账号资料.....	50
API FORMAT 接口格式.....	50
API PARAMETERS 接口参数.....	51
API to add sender ID 加发送名称接口.....	52
Sample Code 例子代码.....	54
To add line break in your message 添加换行符:.....	54
Example to illustrate different encoded characters : .....	54
PHP Code to submit API:.....	54
VBScript / Visual Basic / ASP to submit API:.....	55
<b>PART C: BATCH API 群發接口.....</b>	<b>56</b>
Batch API URL.....	57
PARAMETERS 參數.....	58
API PARAMETERS (SUBMISSION) 接口参数 (提交时) .....	58
Troubleshooting.....	60
Install online REST API CLIENT testing.....	60
Use tools to test FORM POST first.....	61
Check submission status.....	62
How to create timestamp.....	63
<b>PART D: VERIFICATION / OTP API 验证码接口.....</b>	<b>64</b>
Update History 更新历史.....	66
Prerequisite 条件.....	67
Limitations, terms and conditions 限制和条款:.....	68
Setup IP address restriction 设定 IP 地址限制.....	69
How to use API to submit your message 如何用接口发短信:.....	70
API FORMAT 接口格式.....	70
API PARAMETERS (SUBMISSION) 接口参数 (提交时) .....	71
API response in xml format 执行接口后，马上会传 xml.....	73
API RESPONSE CODE (AFTER SUBMISSION)接口返回信息.....	74

Example for api request and response by xml 回传的 XML 例子.....	76
Sample Code 代码例子.....	78
PHP Code to submit API 代码例子 PHP:.....	79
How to login our platform to check delivery log 如何登录平台查发送记录.....	80
Use API to query the delivery log 用接口查询发送记录:.....	81
API FORMAT 接口格式.....	81
API PARAMTERS (SUBMISSION) 接口参数 (提交时) .....	82
Authentication Result 认证/登录结果.....	83
Delivery log result 发送记录结果.....	83
RECEIVESTATUS 返回状态.....	84
Sample of XML returned.....	85
Use API to query the account detail 查询账号资料.....	86
API PARAMTERS(SUBMISSION)接口参数 (提交时) .....	87
TROUBLESHOOTING 故障排除.....	88
PART E: MMS API 彩信接口.....	89
Update History 更新历史.....	90
Prerequisite 条件.....	91
Setup IP address restriction 设定 IP 地址限制.....	92
Limitations, terms and conditions 限制和条款:.....	93
MMS INTRODUCTION 彩信介绍.....	94
MMS SPECIFICATION / LIMITATIONS.....	94
Upload Image 上传图片.....	95
API FORMAT 接口格式.....	95
API PARAMETERS(SUBMISSION) 接口参数 (提交时) .....	96
API response in xml format 执行接口后，马上会传结果.....	97
How to use API to submit your MMS 如何用接口发彩信:.....	98
API FORMAT 接口格式.....	98
API PARAMTERS (SUBMISSION) 接口参数 (提交时) .....	99
API response in xml format 执行接口后，马上会传结果.....	101
Message Status Table :.....	102
Example for api request and response by xml 回传的 XML 例子.....	103
1. Upload image.....	104
2. Send MMS.....	105
Delivery Status:.....	106
Sample Code 代码例子.....	107

Tel / Whatsapp : +852 23886700 微信/Telegram/Skype/其他: +852 98882844

PHP Code to upload image.....	108
PHP Code to submit API 代码例子 PHP.....	109
# HASH and other symbols 井号和其他符号.....	111
TROUBLESHOOTING 故障排除.....	112
1. IP Restriction Setting 限制 IP 设置.....	112
PART F – Whatsapp API.....	113
PART G – EMAIL2SMS.....	114
PART H – SMS2API.....	115
Report Format.....	115
API FORMAT.....	116
PART I – VOICE API.....	117
1. broadcast voice.....	117
2. upload voice file.....	117
PART J - Troubleshooting / FAQ 故障排除 / 常見問題.....	118

## **PART A: General 一般资料**

## PART A

How to contact us **联系我们**

Website **网站**: Accessyou-sms.com

tel / whatsapp: +852 23886700

WeChat **微信** /Telegram / **其他**: +852 98882844

Email **邮箱**: pls visit our website **请浏览我们网站** Accessyou-sms.com

=====

for development support **开发支持,**

1. pls check if all parameters name and values are correct inside [debug]\*\*\*\*[/debug]are correct.

**开发支持, 请发核实在[debug]\*\*\*\*[/debug]的参数名称和值是否正确。**

2. if still fails, pls send [debug]\*\*\*\*[/debug] to us for checking

**还是不行, 请发[debug]\*\*\*\*[/debug]内容给我们看看**

← → ↻ ⓘ Not secure | [redacted].com/sms/sendsms-utf8.php?accountno=[redacted]&pwd=3173333&msg=hello&phone=85298882844&size=1  
login\_failure-[debug]accountno=[redacted]0,pwd=3173333,msg=hello,phone=85298882844,size=1,

secure | [redacted].com/sms/sendsms-vercode.php?accountno=[redacted]0&user=jrl[redacted]&pwd=8[redacted]2&phone=85298882844&msg=hello

HTML: The document does not appear to have any style information associated with it. The document tree is shown below.

```
<?xml version="1.0" encoding="UTF-8" ?>
<msg>
  <msg_status>105</msg_status>
  <msg_status_desc>Your account login failure 帐号错误</msg_status_desc>
  <phoneno>85298882844</phoneno>
  <debug>
    accountno=1[redacted]0,user=jrl[redacted],pwd=8[redacted]2,phone=85298882844,msg=hello,
  </debug>
</msg>
```

**BELOW SHOWS YOUR SUBMITTED NAME/VALUE PAIRS. PLS CHECK IF ALL OF THEM (NAMES AND THEIR VALUES) ARE CORRECT AND AT LEAST 5 SET OF NAME/VALUES PAIRS ARE REQUIRED**

**以上显示你提交的参数名称和值。请核实一下是否全部 (名称和值) 正确 和最少要有5个参数**

**HTTP-GET: supported 支持**  
**HTTP-POST: not support 不支持**

For sms undelivery, pls send the message ID. **收不到短信支持, 请提供message id**

PART A -

**SMS/MMS API COMPARISON**

	Part B	Part B	Part C	Part D	Part E	Part F
<b>Domain</b>	Accessyou-api.com					
<b>Subdomain</b>	basic	basic	batch	vercode	mms	wts
	Basic	Basic (sender id)	Batch API	Verification / OTP (short)	MMS	WHATSAPP
	Sendsms-utf8.php	sendsms-utf8-senderid.php		Sendsms-vercode.php	Sendmms.php	-

Supported lang	Universal					
Api type	Http GET	Http GET	Http POST	Http GET	Http GET	HTTP-GET
Response	Text	Text	JSON	XML	XML	JSON
Message Type	SMS	SMS	SMS	SMS (on demand only)	MMS	Whatsapp
Sender type	Random only	random /User defined	random /User defined	random/User defined	random/ User defined	Random /fixed
Content type	Text	TEXT	TEXT	Text	text	text
Images	No	no	no	No	yes	no
Purposes	Marketing, notification	Marketing, notification, OTP	Marketing, notification	Verification, OTP	Marketing, notification	Verification, OTP, notification
Priority	Medium	High	High/ Medium	Highest	nil	nil

Pls continue on next page

continue from previous page **继续上一页比较**

	Part B	Part B	Part B	Part C	Part D
	Basic	Basic (sender id)	Batch SMS API	Verification / OTP (short)	MMS
	Sendsms-utf8.php	sendsms-utf8-senderid.php		Sendsms-vercode.php	Sendmms.php
Sms units limit	Virtually no limit	Virtually no limit	Virtually no limit	1 sms but can support more upon request	unlimited characters and 200kb images

Tel / Whatsapp : +852 23886700 **微信**/Telegram/Skype/**其他**: +852 98882844



<b>Delivery Speed</b>	<b>From 20K to 200K sms per hour</b>	<b>From 20K to 200K sms per hour</b>	<b>From 20K to 200K sms per hour</b>	<b>Within 5secs per every sms</b>	<b>36000 per hour</b>
<b>Content approval</b>	<b>Not needed except for china sms</b>	<b>Not needed except for china sms</b>	<b>Not needed except for china sms</b>	<b>yes</b>	<b>No</b>

**please continue on next page**

**PART A -  
SMS/MMS API COMPARISON**

continue from previous page **继续上一页比较**

	Part B	Part B	Part B	Part C	Part D
	<b>Basic</b>	<b>Basic (sender id)</b>	<b>Batch SMS API</b>	<b>Verification / OTP (short)</b>	<b>MMS</b>
	<b>Sendsms-utf8.php</b>	<b>sendsms-utf8-senderid.php</b>		<b>Sendsms-vercode.php</b>	<b>Sendmms.php</b>
<b>Multiple recipients</b>	<b>single</b>	<b>single</b>	<b>multiple</b>	<b>single</b>	<b>single</b>
<b>Schedule</b>	<b>No</b>	<b>No</b>	<b>Yes</b>	<b>No</b>	<b>no</b>
<b>Credentials</b>	<b>Same as web login/pass  accountno, pwd, msg, phone</b>	<b>Same as web login/pass  accountno, pwd, msg, phone</b>	<b>Separate user/pass</b>	<b>Separate user/pass</b>	<b>Separate user/pass</b>
<b>Credentials(Required)</b>	<b>accountno, pwd, msg, phone, size</b>	<b>accountno, pwd, msg, phone, size</b>	<b>Accountno, user, pwd, phone, msg</b>	<b>accountno, user, pwd, msg, phone</b>	<b>accountno, user, pwd, msg, phone, subject, imgfile</b>
<b>Credentials(optional)</b>	<b>Dnc</b>	<b>Dnc, from</b>	<b>DNC, FROM</b>	<b>from</b>	<b>Dnc, from</b>
<b>Security</b>	<b>IP authentication / SSL</b>	<b>IP authentication / SSL</b>	<b>IP authentication / SSL</b>	<b>IP authentication / SSL</b>	<b>IP authentication / SSL</b>

**PART A -  
SMS/MMS API COMPARISON**

- \* receiving time will increase with the no of sms units submitted. For example, each sms needs 1 sec to receive. 10 Sms units will require 10secs to receive.
- \* countries supported: except HK, other countries need activation for most new accounts

## PART A:

### Setup IP address restriction (Whitelisting) 设定 IP 地址限制(白名单)

By default, all IP is blocked from accessing our API.

- you have to login our web portal to whitelist your Ips

你必须要加IP 地址后才可以执行接口。请登录平台后设定

- if you use dynamic IP address, you can request us to remove this restrictions

如果你是不固定IP地址，请联系我们除消这个限制

- Only public IP address is supported. For subnet, please contact us to add. Private address/domain are not supported.

只支持公用地址。子网要我们帮你加的。私用地址/域名不支持

- Accessyou.com

access you.com 易通訊

Home SMS/MMS FAX/VOICE FreeTrial BUY How to PAY About Us login

LOGIN 登錄

1. SMS (NEW) - support EMOJI, fast & Enhanced log, Mobile friendly, etc
2. SMS (Advanced)

access you.com 易通訊

首頁 短信/彩信 傳真/語言 免費試用 購買 付款方式 關於我們 登錄

登錄(加密): 彩信 | 短信 | 短信 (新版)

中文(繁體 · Chinese)

LOGIN 登錄

1. 短信 (新版) - 支持EMOJI, 特快記錄搜索下載, 支持手機平板, 等等
2. 短信 (先進版)

Tel / Whatsapp : +852 23886700 微信/Telegram/Skype/其他: +852 98882844

**PART A:**  
**Setup IP address restriction (Whitelisting) 设定IP地址限制(白名单)**

WEB2SMS Platform  
網上發短訊平台

填账号  
Account no 戶口號碼:   
戶口號碼列印於賬單上及服務申請確認電郵

Password 密碼:

Enter Security Code from Image below  
請輸入圖像上的保安編碼

**42826**

最后, 点登入  
LOGIN 登入  
[FORGET ACCOUNT NO 忘記戶口號碼](#)  
[FORGET PASSWORD 忘記密碼](#)

A/C : 1    0 Language 語言: 中文(繁體) ▼

登入以 1:00 ---- 現時餘額 :\$253.400 有效期結束時間 :2015-10-22 00:00:00

信用卡/繳費靈/支付宝即時增值

国内网银即時充值

賬單管理/索取新賬單

**賬戶管理 » Account Managment**

A/C : 1    0 Language 語言: 中文(繁體) ▼

登入以 1:00 ---- 現時餘額 :\$253.400 有效期結束時間 :2015-10-22 00:00:00

信用卡/繳費靈/支付宝即時增值

国内网银即時充值

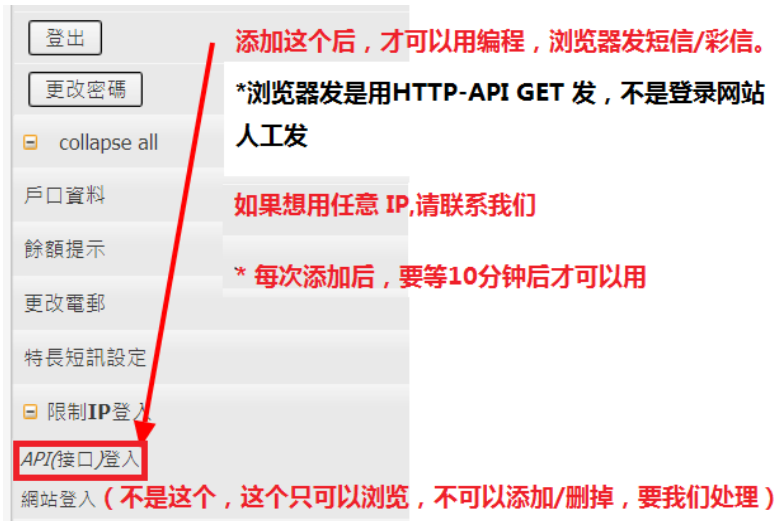
賬單管理/索取新賬單

**賬戶管理 » 查詢及設定 Enquiry & Setting**

發送短訊  all2SMS (Format 1) Setting

發送短訊 (上... Email2SMS (Format 2) Setting

**PART A:**  
**Setup IP address restriction (Whitelisting) 设定IP地址限制(白名单)**



**PART A:**  
**Setup IP address restriction (Whitelisting) 设定IP地址限制(白名单)**

IP地址	建立日期
192.168.123.222	2015-06-12 15:48:47

**\*\*\* AFTER ADDED, PLS WAIT 10MIN TO BE EFFECTIVE**  
**\*\*\* 加了之后, 要等10分钟后生效**

Below is the error message when IP is not registered  
一下是当未注册 IP 访问是出现的错误

175.19.20.134 IP\_authentication\_failure

This is your visiting IP. this IP is not authorised to access your account. Pls login to add this IP or you can contact us to allow any IP to access your account

这个IP未注册。请登录平台，注册IP。

或者，你可以通知我们允许你的账号用任意IP使用。

Tel / Whatsapp : +852 23886700 微信/Telegram/Skype/其他: +852 98882844



PART A:

## Troubleshooting 故障排除

### for development support 开发支持

1. pls check if all parameters name and values are correct inside [debug]\*\*\*\*[/debug]are correct.

**开发支持, 请发核实在[debug]\*\*\*\*[/debug]的参数名称和值是否正确。**

2. if still fails, pls send [debug]\*\*\*\*[/debug] to us for checking

**还是不行, 请发[debug]\*\*\*\*[/debug]内容给我们看看**

← → ↻ ⓘ Not secure | ██████████.com/sms/sendsms-utf8.php?accountno=██████████&pwd=3173333&msg=hello&phone=85298882844&size=1  
login\_failure-[debug]accountno=1██████████00,pwd=3173333,msg=hello,phone=85298882844,size=1,

secure | ██████████.com/sms/sendsms-vercode.php?accountno=██████████0&user=jr██████████&pwd=8██████████2&phone=85298882844&msg=hello  
HTML: XML tree does not appear to have any style information associated with it. The document tree is shown below.

```
<?xml>
<msg>
  <msg_status>105</msg_status>
  <msg_status_desc>Your account login failure 帐号错误</msg_status_desc>
  <phoneno>85298882844</phoneno>
  <debug>
    accountno=1██████████00,user=jr██████████,code,pwd=8██████████2,phone=85298882844,msg=hello,
  </debug>
</msg>
</?xml>
```

**BELOW SHOWS YOUR SUBMITTED NAME/VALUE PAIRS. PLS CHECK IF ALL OF THEM (NAMES AND THEIR VALUES) ARE CORRECT AND AT LEAST 5 SET OF NAME/VALUES PAIRS ARE REQUIRED**

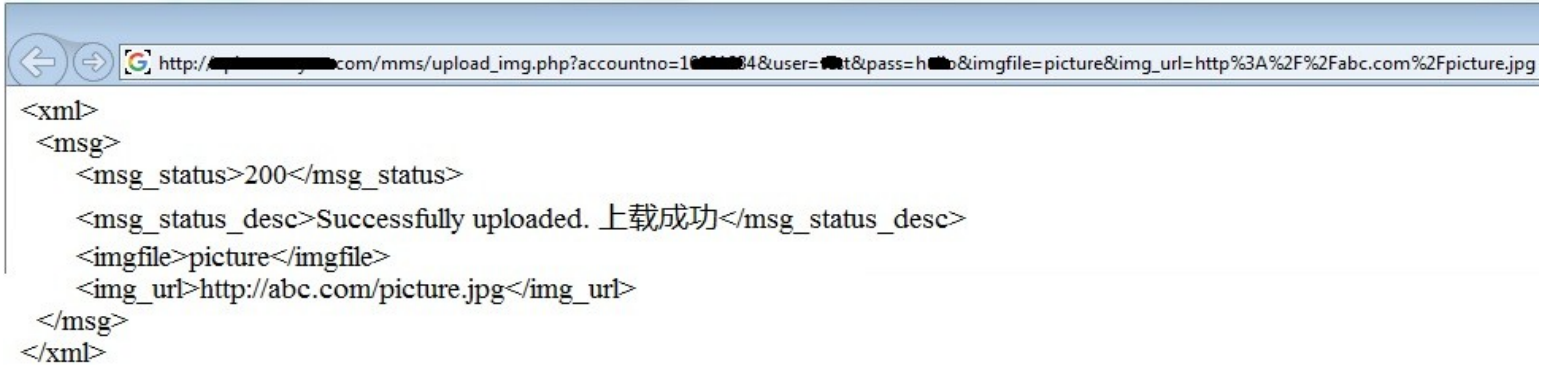
**以上显示你提交的参数名称和值。请核实一下是否全部 (名称和值) 正确 和最少要有5个参数**

**HTTP-GET: supported 支持**  
**HTTP-POST: not support 不支持**

**For sms undelivery, pls send the message ID. 收不到短信支持, 请提供message id**

**PART A:**  
**Troubleshooting 故障排除**

Below is the upload result of MMS API. Pls send to us to check



```
<xml>
<msg>
  <msg_status>200</msg_status>
  <msg_status_desc>Successfully uploaded. 上传成功</msg_status_desc>
  <imgfile>picture</imgfile>
  <img_url>http://abc.com/picture.jpg</img_url>
</msg>
</xml>
```

Below is the result of MMS API execution



```
<xml>
<msg>
  <msg_status>100</msg_status>
  <msg_status_desc>Successfully submitted message 执行成功</msg_status_desc>
  <msg_id>9888</msg_id>
  <phoneno>85291239123</phoneno>
</msg>
</xml>
```

For Production Support 已正式运作

## 为什么发送失败?

### 1. 先查登陆查发送记录

**有: 请发接受号码/日期时间**

**没有:**

**查余额 (预缴客户) -》 余额不足, 请充值**

**余额足 -》 查等待/失败记录 -》 有: 发给我们查**

**没有: 查接口返回信息 (请看16~17 页)**

PART A - -

China SMS content whitelisting 发大陆短信内容审核

**测试模块**

**如果只是想测试一下，可以发这个。但你的帐号要先开通大陆**

【INFO】验证码：1234

- 数字可以改

【INFO】验证码：3333

【INFO】验证码：123123

- 其他不可以改

**网页WEB：内容写**

【INFO】验证码：1234

**接口API：**

msg= 【INFO】验证码：1234

msg= 【INFO】验证码：123123

**我们不支持模块ID，在msg=直接写内容**

**2. 内容要审核 请发你的内容/帐号给我们。要一个工作天审核完毕**

Tel / Whatsapp : +852 23886700 微信/Telegram/Skype/其他: +852 98882844

## International SMS support 国 短信支持 际

**We are using international format to send SMS**

**我们是用国际格式发短信**

**1. To send international SMS, country code must be added**

**发国际短信，一定要加国家编号**

**[countrycode][mobile number]**

**[国家编号][手机号码]**

**China: 8613229966221**

**Macau: 85361236123**

**+8613229966221 .....incorrect 不对**

**008613229966221.....incorrect 不对**

**2. Remove ZERO before mobile number. For some countries, their mobile number will have**

**ZERO added before it. This is for local dialing. For international dialing, the ZERO must be**

**removed.**

**要把开头 0 删掉。有些国家在当地拨打要加 0，但在国际拨打是不要的。所以一定要删掉开头 0**

**Taiwan : 0921222111 → 866921222111**

**Countries known to have mobile number started with ZERO**

**Taiwan, Korea, Australia, Japan, Malaysia, Indoneasia, etc**

**Tel / Whatsapp : +852 23886700 微信/Telegram/Skype/其他: +852 98882844**

PART A

**SMS/MMS units calculations 短信/彩信单位计算**

**SMS 短信**

**\*\* English version is below Chinese version \*\***

如何计算字数 (全部中文/中+英, 特别符号\*, EMOJI )?

1-70: 扣一条  
71-134: 扣2条  
135-201: 扣3条  
202-268: 扣4条  
之后每67個字为一个单位

\* 一些特别符号例如: ' (撇号, 例如: don' t) , é  
\* 字数包括标点符号, 空格, 等等。有些符号会扣2個字  
\* EMOJI 表情符号: 是由2個字或者更多字组成的, 例如

😊 是2個字  
👨‍🚒 是6個

\* 字数多少是以我们平台计算后为准。

全部英文  
1-160: 扣一条  
160-306: 扣2条  
307-459: 扣3条  
460-612: 扣4条  
之后每153個字为一个单位

\* 字数包括标点符号, 空格, 等等。有些符号会扣2個字,  
\* 字数多少是以我们平台计算后为准。

**\* 你可以登录平台-》发送短信, 贴上内容。我们马上显示字数多少。  
\* 如果用接口/邮件发短信, 你必须先测试**

## 2. MMS 彩信

Subject	字數無限
Content	字數無限

PART A  
SMS units calculations 短信单位计算

## SMS (Chinese Version)

Chinese (unicode) SMS (chinese/japanese/korean+english, special characters\*, EMOJI 😊):  
if not exceed 70 characters (including punctuation marks, space, etc), deduct 1 sms unit.

eg. 陳大文 ABC

the above example contains 7 characters as there is a SPACE between 陳大文 and ABC.

1 - 70 characters: deduct 1 sms unit

71 - 134 characters: deduct 2 sms units

135 - 201 characters: deduct 3 sms units

202 - 268 characters: deduct 4 sms units

Thereafter, every 67 characters per unit

\* These special characters including but not limited to (apostrophe , eg, don't) , é (french),  
EMOJI will make your content UNICODE

\* Emoji is represented by 2 or more characters.

😊 is 2 characters.

👮 is 6 characters

For English only (text) SMS: if not exceed 160 characters (including punctuation marks,  
space, etc), deduct 1 sms unit.

1-160: deduct 1 sms unit

160-306: deduct 2 sms units

307-459 : deduct 3 sms units

460-612: deduct 4 sms units

Thereafter, every 153 characters per unit

\*\* the above just give you a rough idea. The actual no. of sms required are based on our  
system calculation. For submission via WEB, pls use our EDITOR which will give you the  
result. For mailmerge, personalised sms, etc, please do a few testing before actual full  
submission.

\*\* for submission via API / EMAIL, you must do testing to confirm the no of sms units charged.

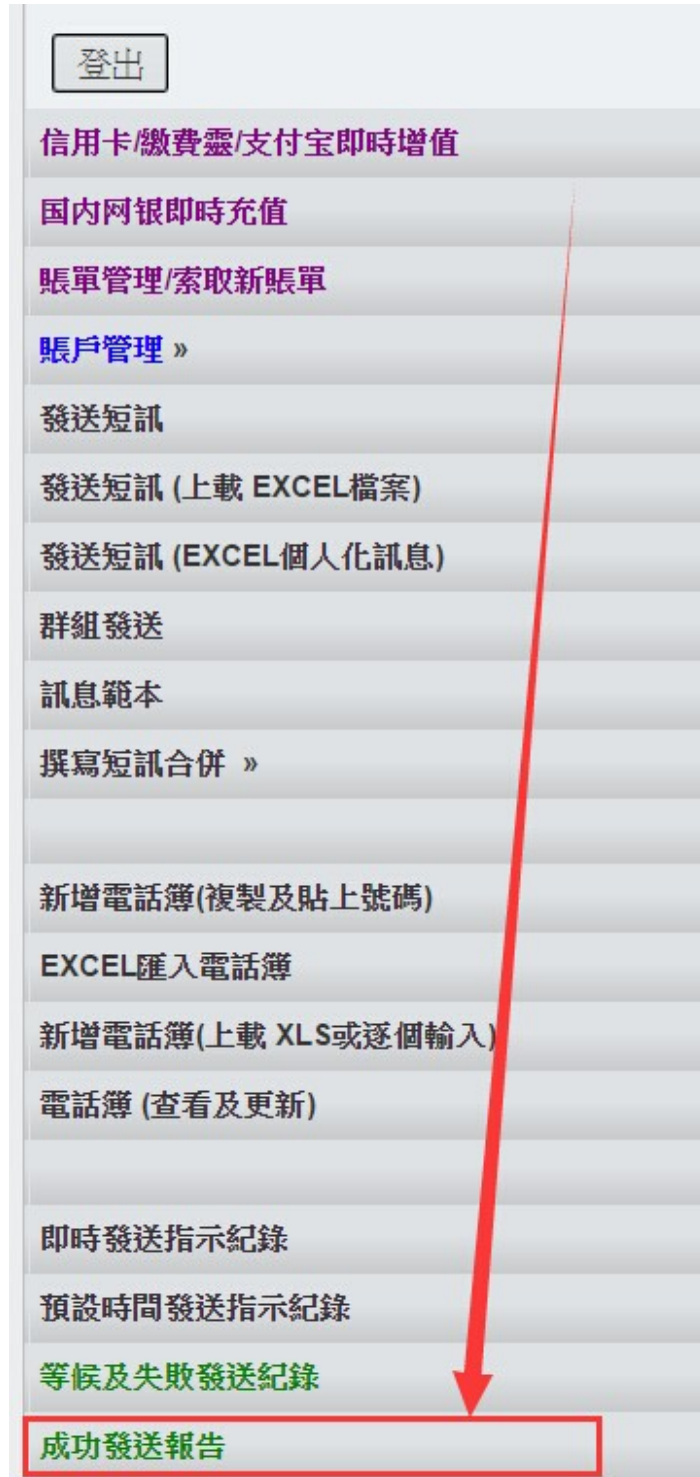
Tel / Whatsapp : +852 23886700 微信/Telegram/Skype/其他: +852 98882844



## MMS (english version)

Subject	Unlimited text
Content	Unlimited text

[How to login our platform to check delivery log 如何登录平台查发送记录](#)



登出

信用卡/繳費靈/支付宝即時增值

国内网银即時充值

賬單管理/索取新賬單

賬戶管理 »

發送短訊

發送短訊 (上載 EXCEL檔案)

發送短訊 (EXCEL個人化訊息)

群組發送

訊息範本

撰寫短訊合併 »

新增電話簿(複製及貼上號碼)

EXCEL匯入電話簿

新增電話簿(上載 XLS或逐個輸入)

電話簿 (查看及更新)

即時發送指示紀錄

預設時間發送指示紀錄

等候及失敗發送紀錄

成功發送報告

登出

群組發送摘要 (可匯出詳情)

所有群組發送紀錄

非群組1日

非群組7日

非群組90日

登入以 11001000

登出

進階搜尋

輸出結果

語言: 中文(繁體)(台灣)

群組發送摘要 (可匯出詳情)

所有群組發送紀錄

非群組1日

非群組7日

非群組90日

search



找到明細: 3 頁 1 的 1 每頁筆數: 20

轉出選定資料

	1	2	3	4	5	6	7	8	9	10	11	12	13
<input type="checkbox"/>	1100004	43225790	1000000	850000044	你好, 测试测试	8/4/2015 2:38:48 PM	0.100	0.100	1	10	8/4/2015 2:38:59 PM	Standard	Web
<input type="checkbox"/>	11000260	43225710	1000000	860000078	你好, 测试测试	8/4/2015 2:37:05 PM	0.100	0.100	1	10	8/4/2015 2:37:13 PM	Standard	Web
<input type="checkbox"/>	11000260	43225709	1000000	850000044	你好, 测试测试	8/4/2015 2:37:05 PM	0.100	0.100	1	10	8/4/2015 2:37:12 PM	Standard	Web

1: jobID 批号

2: msgID 信息编号

3: A/C 帐号

4: Recipient No. 接受号码

5: content 内容

6: Submission time 提交时间

7: Unit Price 单价

8: Total Cost per this SMS 总费用

9: No of Units 短信单位数量

10: SMS units limit 短信单位限制 eg. 1,2,3....Unlimited

11: Delivery Time 发送时间

12: SMS type 短信类型 Standard, Long

13: Channel 途径 Web / Email / HTTP / SMPP

登入以 1 [redacted] 1 登出 **進階搜尋** **輸出結果** 語言: 中文(繁體/台灣) ▾

群組發送摘要 (可匯出詳情) 所有群組發送紀錄 非群組1日 非群組7日 非群組90日

search [input] [Q] 找到明細: 4 頁 1 的 1 每頁筆數: 20 ▾

[input] 轉出選定資料

	1	2	3	4	5	6	7	8	9	10	11	12	13	14	15	16
<input type="checkbox"/>	ROLLOUT	1 [redacted] 8	4 [redacted] 3	1 [redacted] 21	852 [redacted] 90	101TEST101	8/4/2015 5:58:33 PM	0.390	0.390	1	Unlimited	8/4/2015 5:58:54 PM	Standard	852 [redacted] 7011	SENT	Web
<input type="checkbox"/>		1 [redacted] 4	4 [redacted] 3	1 [redacted] 21	852 [redacted] 90	TEST	8/4/2015 5:56:03 PM	0.390	0.390	1	Unlimited	8/4/2015 5:56:24 PM	Standard	852 [redacted] 7011	SENT	Web

- |                         |   |
|-------------------------|---|
| 1. CampaignID 广告活动名称    | 9. Total Cost per this SMS 总费用                                      |
| 2. JobID 批号             | 10. No of Units 短信单位数量  |
| 3. MsgID 信息编号           | 11. SMS Units Limit 短信单位限制: eg. 1,2,3...Unlimited 无限                |
| 4. A/C 帐号               | 12. Delivery Time 发送时间  |
| 5. Recipient No. 接受号码   | 13. SMS Type 短信类型: Standard 标准, Long 长短信                            |
| 6. Content 内容           | 14. SenderID 发送者号码  |
| 7. Submission Time 提交时间 | 15. Delivery Status 发送状态: Sent已发, Delivered已接受, Expired过期, Failed失败 |
| 8. Unit Price单价         | 16. Channel 途径: Web / Email / API / SMPP                            |

## Delivery Status / DR / DLR / 狀態

applicable to specific plans only. 只適用於指定計劃

### According to definition,

**SENT**: sent to operator and waiting for delivery status.

**DELIVERED**: delivered to mobile phone.

**UNDELIVERED/FAILED/REJECTED** : unable to deliver due to various reasons (eg. invalid numbers, number temporarily suspended, etc). Due to privacy issue, operator may not disclose to us.

**EXPIRED**: unable to send sms due to mobile phone switched off or out of coverage during delivery. Sometimes, sms will be retried. If still failed, sms will be expired and never delivery again.

these status are returned by HANDSET for reference only but they do not guarantee the correctness of these status.

Some handset will not return this result so the result will remain as SENT

\*\* all sms submitted are charged no matter what their final status is. we specify the charge for every sms sent in the success delivery log

## HIDDEN DOMAIN 隐藏的域名

If you see \*\*\*\*, pls contact us

# PART B: **BASIC API 基本接口**

- can send any type of sms (promotion, notification, verification, onetime password, etc)
- however, for verification and onetime password, this api cannot guarantee to receive instantly for every sms. Pls use verification api
- 可以发任何内容例如：广告，通知，验证码，密码等等
- 但发验证码，密码，这个接口不保证是马上收到。请用验证码接口

## PART B: BASIC API 基本接口

### Update History 更新历史

2000 – 2016: contact us 联系我们

2017-5-1: how to add authorised IP 如何加授权IP

2017-9-12: Hash key support 井号支持

2017-11-23: Display visiting IP during “IP authentication Error” 在出现IP 认证错误时显示你的访问IP

2017-11-28: More details on how to add IP authentication

2017-12-04: NEW api to query full delivery log (except message content)

2018-0518: API for adding sender ID / OA

2019-08-01: long verification code api supports max 10 sms units

2019-08-28: add support for reference field



## PART B: BASIC API 基本接口

### Prerequisite 条件

- This guide is for professional user only. Knowledge and experience of programming, server operation and SMS are required. **本用户手册是给专业人员使用。必须具备编程，伺服器操作和短信知识和使用经验。**
- Each account has different settings so your account may not contain all the features described here. **每个帐号的设定是不一样的。你的账号不一定包含本手册描述的全部功能。**
- Due to the variety of mobile phones and firmware versions, it is required to do a testing before actual delivery. **市面上手机类型和固件版本众多，务必先进行测试后才正式发送。**
- All SMS calculation and charges will be solely based on our system calculation. You are required to do testing to know our charges. **所有短信数量和计费以我们平台计算后为准。务必进行测试以确认我们如何收费**
- This guide will be updated frequently. Please visit our website to check the latest version **本用户手册是经常更新的。请浏览我们的网站查看最新的版本。**
- China SMS require content pre-approval. If you send “hello” or “testing message”, sms could not be received but charged. Please submit the content to us for approval first. **大陆短信内容要通过审核后可以发出。未通过审核的内容可能会收不到和被扣费的。所以，如果你发“你好”，“测试短信”等等。对方是不一定可以收到的。**

## PART B: BASIC API 基本接口

### Setup IP address restriction 设定 IP 地址限制

Pls read PART A

请看 PART A

Below is the error message when IP is not registered

一下是当未注册IP访问是出现的错误

175.49.20.134 IP\_authentication\_failure

This is your visiting IP. this IP is not authorised to access your account. Pls login to add this IP or you can contact us to allow any IP to access your account

这个IP未注册。请登录平台，注册IP。

或者，你可以通知我们允许你的账号用任意IP使用。

Tel / Whatsapp : +852 23886700 微信/Telegram/Skype/其他: +852 98882844

## PART B: BASIC API 基本接口

Use API to submit your message (**Default SenderID**) 发短信接口 (预设发送号码):

### API FORMAT 接口格式

Your message must be UTF-8. 内容编码一定要UTF-8

*without SSL*

<http://basic.accessyou-api.com/sms/sendsms-utf8.php?>

*with SSL*

<https://basic.accessyou-api.com/sms/sendsms-utf8.php?>

- METHOD = GET (only GET is supported. POST is not supported 只支持GET, 不支持POST)

Use API to submit your message (**Custom SenderID**) 发短信接口 (自定义发送名称) :

**\*\*\*\* IF YOUR ACCOUNT DOES NOT SUPPORT SENDER ID PLAN, WE WILL RETURN "SENDERID\_NOT\_SUPPORT, PLS USE SENDSMS-UTF8.PHP 如果你的账号不支持 自定义发送名称, 我们返回错误信息 SENDERID\_NOT\_SUPPORT. 请用SENDSMS-UTF8.PHP \*\*\*\***

Your message is UTF-8 Characters. 内容编码一定要UTF-8

*without SSL*

<http://basic.accessyou-api.com/sms/sendsms-utf8-senderid.php?>

*with SSL*

<https://basic.accessyou-api.com/sms/sendsms-utf8-senderid.php?>

- METHOD = GET (only GET is supported. POST is not supported 只支持GET, 不支持POST)

Tel / Whatsapp : +852 23886700 微信/Telegram/Skype/其他: +852 98882844

PART B: BASIC API 基本接口

API PARAMETERS (SUBMISSION) 接口参数 (提交时)

Parameter 参数	Value 类型	Description 参数说明	Mandatory 可以为空
<b>accountno</b>	Account no	账号	Yes 不可空
<b>pwd</b>	Account's Password	密码	Yes 不可空
<b>msg</b>	Encoded message	Must be UTF-8. 必须要 UTF-8	Yes 不可空
<b>phone</b>	Numeric (country code+area code+local number) e.g 8529888284 4	Phone no to receive message. Country code is required. 接收手机号码。必须要加国际编号 Below is correct. 以下是正确 8613229977222 <b>Below is not correct 以下是不正确</b> <b>13229977222, 00861322997722, +8613229966722</b>  <i>To support multiple, pls read BATCH API</i> 要支持群发, 请看群发接口	Yes 不可空
<b>size</b>	l	l for long, not number 1. 是英文 long 不是一	Yes 不可空
<b>dnc</b>	y or n (default is n) 预设是 n	This is applicable to sending to HK numbers only. 只适用于发送香港号码  y = filter OFCA Do-not-call Registers n = not enabled more detail for Do-not-call Registers : <a href="http://www.ofca.gov.hk/en/industry_focus/uemo/dnc_industry/index.html">http://www.ofca.gov.hk/en/industry_focus/uemo/dnc_industry/index.html</a>	No 可空
<b>from</b>		SenderID 发送者名称 (pre-registration required / 要先注册) For Custom SenderID plan Only 你的账号必须支持【自定义发送名称】接口	No 可空
<b>ref</b>		User defined field 用户自定义资料	No 可空

continue on next page **请看下一页**

参数:

Parameter 参数	Value 类型	Description 参数说明	Mandatory 可以为空
<b>accountno</b>	Account no	账号	<b>Yes</b> <b>不可空</b>

PART B: BASIC API 基本接口

API RESPONSE CODE(AFTER SUBMISSION) 接口返回信息(提交后)

Successfully submitted will return numeric value (Message ID). Otherwise, error status will be returned. 成功执行后, 我们马上返回发送ID。如果不成功, 我们马上返回以下错误状态

\*\*\* you must capture our Message ID and error code before sending another SMS. This is to make sure all SMS submission received by our system successfully

\*\*\* 务必接收发送ID或者错误状态后才执行下一次短信提交。原因是确保我们是成功接收你提交的短信

Error status 错误状态	Description 说明
login_failure	Your account login failure 登录失败
too_many_login_failure	Your account is locked due to too many failed attempts. Pls call us to unlock your account 因为太多次登录错误。账号被锁。请联系我们解锁
message_empty	Message is empty 内容是空
phoneno_empty	Phone no is empty 手机号码是空
system_error	Our System generated error. Pls contact us 系统错误。请联系我们
N.N.N.N IP_authentication_failure	N.N.N.N: visiting IP, 访问 IP Your visiting IP is forbidden to use API. Pls login to add your IP address 你的访问 IP 地址被禁止使用. 登录后加你的 IP 地址
no_balance	Your account balance is not enough 余额不足
reject_dnc	Phone No is found in OFCA DNC list 手机号码在拒收信息名单内
invalid_phoneno	Phone No format is incorrect 号码格式错误
Additional error status for custom SenderID API 自定义名称接口	
SenderID_empty	SenderID is empty. 自定义名称是空的

invalid_SenderID	SenderID format is invalid <b>自定义名称格式错误</b>
num_SenderID_not_more_than_16	Numeric SenderID not more than 16 digits <b>自定义号码超过16个数字</b>
alpha_SenderID_not_more_than_11	Alphanumeric SenderID not more than 11 digits <b>自定义名称超过11个字母</b>
SenderID_not_support	Your account doesn't support SenderID plan. Pls use sendsms-utf8.php <b>你的账号不支持自定义名称。请用sendsms-utf8.php</b>
ref_invalid_format	The user reference field support a-z, 0-9 or - (hyphen). Others not support <b>仅支持 a-z, 0-9, - (横) 。其他不支持</b>

for all failed submission, we will echo your submitted name/values pairs for troubleshooting  
**提交错误，我们在[debug]内容显示你提交的参数名和值给你核实**

eg.

login\_failure-[debug]accountno=\*\*\*\*\*,pwd=3173333,msg=hello,phone=85298882844,size=1,



## PART B: BASIC API 基本接口

### Example to submit api 接口例子

Account No 账号 : \*\*\*\*\*

Password 密码: \*\*\*\*

Message 内容: \*\*\*\*

Hong Kong Phone no 手机号码 (香港) : 91239123

size=1

\*\* size=1 (I is london, not one 不是一)

\*\*\* METHOD = GET (only GET is supported. POST is not supported 只支持GET, 不支持POST)

API will be

[http://basic.accessyou-api.com/sms/sendsms-utf8.php?](http://basic.accessyou-api.com/sms/sendsms-utf8.php?msg=testing&phone=85298882844&pwd=****&accountno=*****&size=1)

[msg=testing&phone=85298882844&pwd=\\*\\*\\*\\*&accountno=\\*\\*\\*\\*\\*&size=1](http://basic.accessyou-api.com/sms/sendsms-utf8.php?msg=testing&phone=85298882844&pwd=****&accountno=*****&size=1)

or

[http://basic.accessyou-api.com/sms/sendsms-utf8-senderid.php?](http://basic.accessyou-api.com/sms/sendsms-utf8-senderid.php?msg=testing&phone=85298882844&pwd=****&accountno=*****&from=ABC&size=1)

[msg=testing&phone=85298882844&pwd=\\*\\*\\*\\*&accountno=\\*\\*\\*\\*\\*&from=ABC&size=1](http://basic.accessyou-api.com/sms/sendsms-utf8-senderid.php?msg=testing&phone=85298882844&pwd=****&accountno=*****&from=ABC&size=1)

Tel / Whatsapp : +852 23886700 微信/Telegram/Skype/其他: +852 98882844

### PART B: BASIC API 基本接口

\*\*\* If you are new to API, **you must use IE or other browser to test first**. After successful submission, you can proceed to use in any programming languages \*\*\*

\*\*\* 如果是初次使用我们接口, **务必先用IE/其他浏览器测试**。成功后才放进任何编程执行 \*\*\*



- \* You could place the API (with all parameters) to browser for testing
- \* 你可以放接口在浏览器
- \* support HTTP **GET** only 只支持 HTTP **GET**

1 for london (not ONE)  
1 是 london 的  
不是 1

(Mandatory 必须)

Tel / Whatsapp : +852 23886700 微信/Telegram/Skype/其他: +852 98882844



- \* You could place the API (with all parameters) to browser for testing
- \* 你可以放接口在浏览器
- \* support HTTP GET only 只支持 HTTP GET

1 for london (not ONE)  
1 是 london 的  
不是 1

(Mandatory 必须)

Error status 错误状态	Description 说明
login_failure	Your account login failure 登录失败
too_many_login_failure	Your account is locked due to too many failed attempts. Pls call us to unlock your account 因为太多次登录错误。账号被锁。请联系我们解锁
message_empty	Message is empty 内容是空
phoneno_empty	Phone no is empty 手机号码是空
system_error	Our System generated error. Pls contact us 系统错误。请联系我们
N.N.N.N IP_authentication_failure	N.N.N.N: visiting IP, 访问 IP Your visiting IP is forbidden to use API. Pls login to add your IP address 你的访问 IP 地址被禁止使用。请登录后加你的 IP 地址
no_balance	Your account balance is not enough 余额不足
reject_dnc	Phone No is found in OFCA DNC list 手机号码在拒收信息名单内
invalid_phoneno	Phone No format is incorrect 号码格式错误
Additional error status for custom SenderID API 自定义名称接口	
SenderID_empty	SenderID is empty. 自定义名称是空的
invalid_SenderID	SenderID format is invalid 自定义名称格式错误
num_SenderID_not_more_than_16	Numeric SenderID not more than 16 digits 自定义号码超过 16

If success, returns a number  
成功回传一串数字

If failed, returns an english  
description  
失败回传一个英文描述

alpha_SenderID_not_more_than_11	Alphanumeric SenderID not more than 11 digits 自定义名称超过 11 个字母
SenderID_not_support	Your account doesn't support SenderID plan. Pls use sendsms-utf8.php 你的账号不支持自定义名称。请用 sendsms-utf8.php
ref_invalid_format	The user reference field support a-z, 0-9 or - (hyphen). Others not support 仅支持 a-z, 0-9, - (横)。其他不支持

Tel / Whatsapp : +852 23886700 微信/Telegram/Skype/其他: +852 98882844

**PART B: BASIC API 基本接口**

**How to login our platform to check delivery log 如何登录平台查发送记录**

**PLS READ PART A**

**请阅读 PART A**

## PART B: BASIC API 基本接口

Use API to query the delivery log **用接口查询发送记录**

### API FORMAT 接口格式

*without SSL*

[http://check.accessyou-api.com/sms/check\\_msginfo.php?accountno=&user=&pwd=&msgid=](http://check.accessyou-api.com/sms/check_msginfo.php?accountno=&user=&pwd=&msgid=)

*with SSL*

[http://check.accessyou-api.com/sms/check\\_msginfo.php?accountno=&user=&pwd=&msgid=](http://check.accessyou-api.com/sms/check_msginfo.php?accountno=&user=&pwd=&msgid=)

\*\*\* pls contact us ,**请联系我们**

**METHOD = GET (only GET is supported. POST is not supported 只支持GET, 不支持POST)**

**Note1: Pls contact us for user and pwd which are different from WEB/SENDSMS API (basic/verification code) /Check account API 请联系我们获取。跟平台登录, 发短信接口 (普通/验证码) /查账号资料接口是不一样的**

**Note2: Normally you can only query past 3months record. 一般只可以查询过去3个月的记录**

Tel / Whatsapp : +852 23886700 **微信**/Telegram/Skype/**其他**: +852 98882844

## API PARAMETERS (SUBMISSION) 接口参数(提交时)

Parameter 参数	Value 类型	Description 说明	Mandatory 可以为空
account no	Account no 账号		Yes 不可以空
user	user 用户名		Yes 不可以空
pwd	password 密码		Yes 不可以空
id	Message ID 回传编号	returned value from SENDSMS API to submit message 每次执行发短信接口后, 我们返回的编号	Yes 不可以空

PART B: BASIC API 基本接口

API RESPONSE CODE (AFTER SUBMISSION)接口返回参数(提交后)

Authentication Result 认证/登录结果

XML parameter 参数	Description 说明
auth_status	100 (success 成功)
auth_status_desc	authentication passed 登录成功
Yourip	Your visiting IP 你的访问 IP 地址

Delivery log result 发送记录结果

XML parameter 参数	Description 说明
account_no	
msgid	Sent 已发
status	[not ready 计划中]Account Balance 余额
destination	[not ready 计划中]Balance expiry date 余额到期日
rate	Sms unit rate 每个短信单位费用
charge	Final charge of this delivery 总费用
noofmsg	Number of sms unit 短信单位数量
submissiondate	Submission date 提交日期
deliverydate	Delivery date 发送日期
senderid	Sender Name 发送者名称
route	Delivery channel 发送方法[web/HTTP/SMPP/email]
receivestatus	Delivery status 接收报告 [sent/delivered/expired/failed/rejected]

some paramters are not applicable to your account plan. Pls test yourself first to know which paraters are available 有些参数不适用于你的计划。请先测试一下。

## PART B: BASIC API 基本接口

### RECEIVESTATUS explanation 返回状态解析

According to definition,

SENT: sent to operator and waiting for delivery status.

DELIVERED: delivered to mobile phone.

UNDELIVERED/FAILED/REJECTED : unable to deliver due to various reasons (eg. invalid numbers, number temporarily suspended, etc). Due to privacy issue, operator may not disclose to us.

EXPIRED: unable to send sms due to mobile phone switched off or out of coverage during delivery. Sometimes, sms will be retried. If still failed, sms will be expired and never delivery again.

these status are returned by HANDSET/OPERATOR for reference only but they do not guarantee the correctness of these status.

以上状态是营远商/电信商回传的，只是参考，他们不保证准确性

Some handset will not return this result so the result will remain as SENT

all sms submitted are charged no matter what their final status is.所以已提交的短信是会被收费的。无论任何回执状态



## PART B: BASIC API 基本接口

### Sample of XML returned 样本

```
<auth>
<auth_status>100</auth_status>
<auth_status_desc>authentication passed 登录成功</auth_status_desc>
<yourip>175.45.134.134</yourip>
</auth>
<msginfo>
<account_no>*****</account_no>
<msgid>*****</msgid>
<status>finish</status>
<destination>8613*****09</destination>
<rate>0.10</rate>
<charge>0.10</charge>
<noofmsg>1</noofmsg>
<submissiondate>2017-12-01 16:08:59</submissiondate>
<deliverydate>2017-12-01 16:09:14</deliverydate>
<senderid></senderid>
<route>Web</route>
<receivestatus>DELIVERED</receivestatus>
</msginfo>
```

## PART B: BASIC API 基本接口

Use API to query the account detail **查询账号资料**

### **API FORMAT 接口格式**

*without SSL*

[http://check.accessyou-api.com/sms/check\\_accinfo.php?accountno=&user=&pwd=](http://check.accessyou-api.com/sms/check_accinfo.php?accountno=&user=&pwd=)

*with SSL*

[https://check.accessyou-api.com/sms/check\\_accinfo.php?accountno=&user=&pwd=](https://check.accessyou-api.com/sms/check_accinfo.php?accountno=&user=&pwd=)

\*\*\* pls contact us **请联系我们**

**METHOD = GET (only GET is supported. POST is not supported 只支持GET, 不支持POST)**

**Note1: Pls contact us for user and pwd which are different from WEB/SENDSMS API (basic/verification code) /Check Log API 请联系我们获取。跟平台登录, 发短信接口 (普通/验证码) /查发送记录接口是不一样的**

Tel / Whatsapp : +852 23886700 **微信**/Telegram/Skype/**其他**: +852 98882844

## API PARAMETERS 接口参数

Parameter 参数	Value 类型	Description 说明	Mandatory 可以为空
accountno	Account no 账号		Yes 不可以空
user	user 用户名		Yes 不可以空
pwd	Password 密码		Yes 不可以空

## PART B: BASIC API 基本接口

### API to add sender ID 加发送名称接口

Activation is needed. If Pls contact us

[http://\\*\\*\\*\\*.accessyou-api.com/sms/add\\_senderid.php?accountno=&user=&pwd=&from=](http://****.accessyou-api.com/sms/add_senderid.php?accountno=&user=&pwd=&from=)

Parameter 参数	Value 类型	Description 说明	Mandatory 可以为空
accountno	Account no 账号		Yes 不可以空
user	user 用户名		Yes 不可以空
pwd	Password 密码		Yes 不可以空
from	SenderID 发送者名称	<p>- for addition only (For Custom and Dynamic SenderID plan Only 你的账号必须支持【自定义和动态发送名称】和接口 Spec: minimum 3 and max 11 [a-z] , [A-Z], [0-9] and space. [0-9] must be placed after [a-z] or [A-Z].</p> <p>pls note that you maybe able to add senderID format which is outside the above spec but recipient cannot receive.</p> <p>- for deletion, pls login our platform to delete - for update, pls login our platform to delete and add again by API.</p> <p>* our platform can view but does not support addition/update of sender ID</p>	Yes 不可以空

\* IP restriction: same as sendsms API

\* Effective after 8min

\* if you experience any problem, pls try using browser first and send the screencapture to us.

Tel / Whatsapp : +852 23886700 微信/Telegram/Skype/其他: +852 98882844

**PART B: BASIC API 基本接口**

API to add sender ID **加发送名称接口**

sample results:

```
<xml>
<auth>
<auth_status>100</auth_status>
<auth_status_desc>authentication passed 登录成功</auth_status_desc>
<yourip>175.**.**.134</yourip>
<accountno>110*****0</accountno>
</auth>
<response>
<status>200</status>
<status_desc>Successfully submitted. 执行成功</status_desc>
<from>Abc123</from>
</response>
</xml>
```

Tel / Whatsapp : +852 23886700 **微信**/Telegram/Skype/**其他**: +852 98882844

## PART B: BASIC API 基本接口

### Sample Code 例子代码

To add line break in your message 添加换行符:

line break string : %0D or %0A  
%0D = char(13) = \r (return)  
%0A = char(10) = \n (newline)

e.g.

msg : a%0Db%0Dc

Message in your mobile.

a  
b  
c

Example to illustrate different encoded characters :

Character Type	Message	Encoded Message
UTF-8	測試	%E6%B8%AC%E8%A9%A6
Plain Text	Testing again	Testing%20again

PHP Code to submit API:

```
<?php
ini_set("max_execution_time","60");
$msg=urlencode("testing");
$phone="85298882844";
$pwd="****";
$accountno="*****";
$handle = fopen("http://basic.accessyou-api.com/sms/sendsms-utf8.php?
msg=$msg&phone=$phone&pwd=$pwd&accountno=$accountno&size=l", "r");
$content = trim(fread($handle, 8192));
echo $content."\n";
if (!is_numeric($content))
echo "failure\n"; ?>
```

Tel / Whatsapp : +852 23886700 微信/Telegram/Skype/其他: +852 98882844

## PART B: BASIC API 基本接口

### VBScript / Visual Basic / ASP to submit API:

```
Set WshShell = CreateObject("WScript.Shell")
```

```
Set http = CreateObject("Microsoft.XmlHttp2")
```

```
http.open "GET", "http://basic.accessyou-api.com/sms/sendsms-utf8.php?  
msg=testing&phone=85298882844&pwd=*****&accountno=*****&size=1", FALSE
```

```
http.send
```

```
msgbox http.responseText
```

#### # HASH and other symbols

Since some symbols such as HASH are not supported by URLENCODE, you need to encode it  
有些符号不可以直接支持（是URLENCODE问题），要用代码

eg. msg=# → msg=%23

for code check, pls read this。以下是代码表

[https://www.w3schools.com/tags/ref\\_urlencode.asp](https://www.w3schools.com/tags/ref_urlencode.asp)

## PART C: BATCH API 群發接口



## PART C: BATCH API 群發接口

### Batch API URL

#### NON-SSL

<http://batch.accessyou-api.com/sms/sendsms-batch.php>

#### SSL

<https://batch.accessyou-api.com/sms/sendsms-batch.php>

#### Use POST

PART C: BATCH API 群發接口

PARAMETERS 參數

API PARAMETERS (SUBMISSION) 接口参数 (提交时)

Parameter 参数	Value 类型	Description 参数说明	Mandatory 可以为空
<b>accountno</b>	Account no	账号	<b>Yes 不可空</b>
<b>user</b>	user	用户名	<b>Yes 不可空</b>
<b>pwd</b>	Account's Password	密码	<b>Yes 不可空</b>
<b>msg</b>	Encoded message	Must be UTF-8. 必须要 UTF-8	<b>Yes 不可空</b>
<b>phone</b>	Numeric (country code+area code+local number) e.g 85298882844	Phone no to receive message. Country code is required. 接收手机号码。必须要加国际编号 Below is correct. 以下是正确 85298882844\r\n8613229966221  分隔符號: \r\n  <b>Below is not correct 以下是不正确</b> <b>13229977222, 00861322997722, +8613229966722</b> <b>13229977222; 00861322997722; +8613229966722</b>  <b>*** 最多 20,000 號碼 ***</b> <b>*** max 20,000 numbers ***</b>	<b>Yes 不可空</b>
<b>dnc</b>	y or n (default is n) 预设是 n	This is applicable to sending to HK numbers only. 只适用于发送香港号码  y = filter OFCA Do-not-call Registers n = not enabled more detail for Do-not-call Registers : <a href="http://www.ofca.gov.hk/en/industry_focus/uemo/dnc_inustry/index.html">http://www.ofca.gov.hk/en/industry_focus/uemo/dnc_inustry/index.html</a>	No 可空

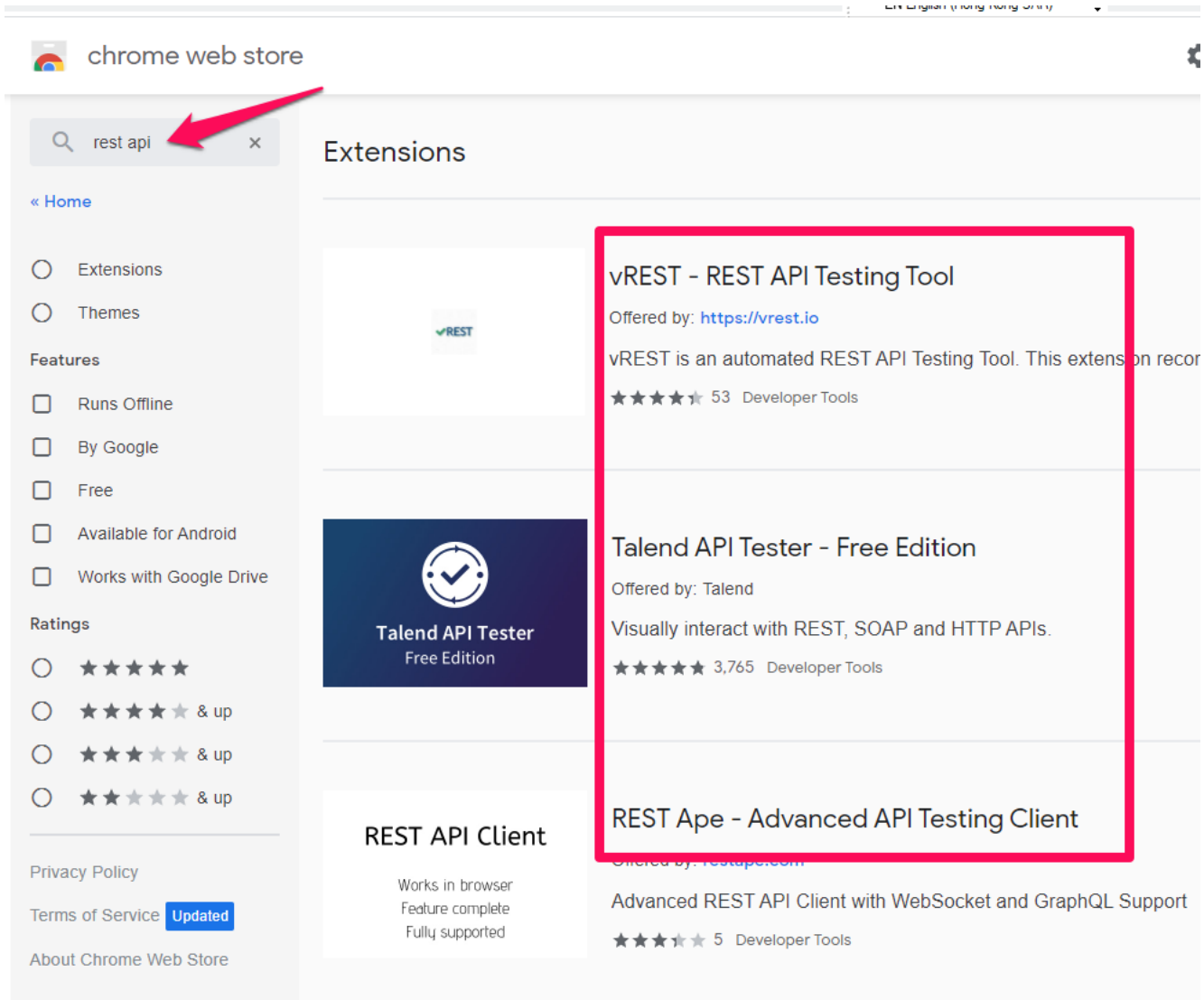
PART C: BATCH API 群發接口

Parameter 参数	Value 类型	Description 参数说明	Mandatory 可以为空
from		SenderID 发送者名称 (pre-registration required / 要先注册) For Custom SenderID plan Only 你的账号必须支持 【自定义发送名称】接口	No 可空
Senddate	Numeric	Timestamp (Hong Kong Time, GMT+08:00 )	No 可空
ref		User defined field 用户自定义资料. A-z, _, 空格不支持	No 可空

PART C: BATCH API 群發接口

## Troubleshooting.

### Install online REST API CLIENT testing



### Use tools to test FORM POST first.

The screenshot shows a REST client interface with the following details:

- Method:** POST
- URL:** `http://batch.accessyou-api.com/sms/sendsms-batch.php`
- Body:** Form URL-Encoded
- Fields:**
  - `accountno`: 1: \_\_\_\_\_0
  - `user`: 11 \_\_\_\_\_h
  - `pwd`: \_\_\_\_\_
  - `phone`: 85298882844\r\n85363102831
  - `msg`: 內容Content 😊
  - `from`: HKSEND
  - `ref`: testing
- Response:** 200, 93 B, 159ms
- Response Body:** `{"msg_status": "100", "msg_status_desc": "Successfully submitted message.", "job_id": "183046"}`

Red annotations in Chinese provide instructions:

- 執行** (Execute): Points to the run button.
- \r\n**: Points to the carriage return and line feed characters in the phone field.
- 分隔多個號碼** (Separate multiple numbers): Points to the phone field.
- 提交參考編號** (Submit reference number): Points to the `job_id` in the response.
- 成功** (Success): Points to the `msg_status` in the response.

## Check submission status

If successful, you can login to check

Web2SMS 簡易版

發送短訊

即時發送指示

預設發送指示

等候及失敗發送紀錄

成功發送報告

Displaying 1 - 50 of 56

JobID ↓	發送時間	Status	SenderID	電話號碼	訊息	Dnc Filter	建立時間	Source
57916	2020-12-10 12:49:26	finish	Accessyou	85298882844	batch😄BREAK 😄BREAK\r\n😄😄	n	2020-12-10 12:49:55	batchapi

## How to create timestamp.





## Epoch & Unix Timestamp Conversion Tools

The current Unix epoch time is **1608475609**

### Convert epoch to human-readable date and vice versa

[\[batch convert\]](#)

Supports Unix timestamps in seconds, milliseconds, microseconds and nanoseconds.

Yr	Mon	Day	Hr	Min	Sec	PM	Local time	Human date to Timestamp				
2020	-	12	-	20	2	:	45	:	11	PM	Local time	Human date to Timestamp

# PART D: VERIFICATION / OTP API 验证 码接口

- guarantee sms to be received instantly
- 保证马上收到



## PART D: VERIFICATION / OTP API 验证码接口

### PART D - Content 内容 :

- How to contact us 联系方法
- Update History 更新历史
- Prerequisite 条件
- Limitations, terms and conditions 限制和条款:
- Setup IP address restriction 设定 IP 地址限制
  - How to use API to submit your message 如何用接口发短信
  - Example for api request and response by xml 例子
  - Sample Code 示例代码
    - 1) To add line break in your message 如何换行
    - 2) Example to illustrate different encoded characters 字符串以URL编码
    - 3) PHP Code to submit API 代码例子PHP
- How to login our platform to check delivery log 如何登录平台查发送记录
- Use API to query delivery log 如何用接口查询发送记录
- Balance and account info query 余额和其他账号资料查询
- Troubleshooting 故障排除
- # HASH and other symbols 井号和其他符号

## Update History 更新历史

2000 – 2016: contact us 联系我们

2017-5-1: how to add authorised IP 如何加授权IP

2017-9-12: Hash key support 井号支持

2017-11-23: Display visiting IP during “IP authentication Error” 在出现IP 认证错误时显示你的访问IP

2017-11-28: more details added for IP authentication. API to query log and account detail

2017-12-04: NEW api to query full delivery log (except message content)

2018-3-06: support LONG SMS but need to contact us for arrangement 支持长短信，但要联系我们开通

## PART D: VERIFICATION / OTP API 验证码接口

### Prerequisite 条件

- This guide is for professional user only. Knowledge and experience of programming, server operation and SMS are required. 本用户手册是给专业人员使用。必须具备编程、伺服器操作和短信知识和使用经验。
- Each account has different settings so your account may not contain all the features described here. 每个帐号的设定是不一样的。你的帐号不一定包含本手册描述的全部功能。
- Due to the variety of mobile phones and firmware versions, it is required to do a testing before actual delivery. 市面上手机类型和韧体版本众多，务必先进行测试后才正式发送。
- All SMS calculation and charges will be solely based on our system calculation. You are required to do testing to know our charges. 所有短信数量和计费以我们平台计算后为准。务必进行测试以确认我们如何收费
- This guide will be updated frequently. Please visit our website to check the latest version 本用户手册是经常更新的。请浏览我们的网站查看最新的版本。

## PART D: VERIFICATION / OTP API 验证码接口

### Limitations, terms and conditions 限制和条款:

- We need to enable this service for your account before you use, you have to contact us. 这个服务要激活后才可以用的，如要激活，请联系我们
- If your content does not meet our requirement, we reserve our right not to activate this service 如果你们要发送的内容不符合我们的要求，我们可以不开通验证码接口
- **Sms requires content approval.** Non-approved content will be charged but not delivered. **发送短信内容要审核。** 没有审核的短信会收不到，但要收费。
- You could only send verification code. If non verification code content is sent, we reserve our right to suspend this special service without prior notice. The content cannot contain promotional message. We have the final judge of whether the content meets our requirement. 这个接口只能发验证码，如果发其他内容，我们会不再通知你而停止这个服务。内容不可以含营销。我们对内容是否符合我们要求有最终决定权。
- Country code must be added before mobile number . 国家编号/区号要加在号码前  
eg. 例如：HK 香港：85298882844, China 大陆：8618229966333, Macau 澳门：85361236123
- Charge may be different from your account pricing plan. Pls contact us 收费不一定是按照你账号的收费表，请联系我们
- Support single sms only. Long sms can be supported upon request 只能发1条短息，长短信要我們開通
- **If you want to support more than one sms, please contact us for special arrangement.** 如果你要发长短信，请联系我们
- We have rights to amend the above terms and conditions with or without prior notice

## Setup IP address restriction 设定 IP 地址限制

**PLS READ PART A**

**请看 PART A**

**Below is the error message when IP is not registered  
以一下是当未注册IP访问时出现的错误**

```
<xml>
<msg>
<msg_status>104</msg_status>
<msg_status_desc>
N.N.N.N-Your IP is forbidden to use API. Pls login our platform to add your IP
address. If you use dynamic IP, pls contact us. 现在的 IP 地址被禁止。请登录平台。加你的 IP
地址。如果你不是用固定 IP，请联系我们
</msg_status_desc>
<phoneno>85298882844</phoneno>
</msg>
</xml>
```

**N.N.N.N: this is the non-registered visting IP. 这个是未注册的访问IP地址**

## PART D: VERIFICATION / OTP API 验证码接口

### How to use API to submit your message 如何用接口发短信:

#### API FORMAT 接口格式

Your message must be UTF-8 Characters. Please use this URL. 内容一定要用UTF-8编码

*without SSL (highest priority)*

<http://vercode.accessyou-api.com/sms/sendsms-vercode.php?>

*with SSL (highest priority)*

<https://vercode.accessyou-api.com/sms/sendsms-vercode.php?>

**\*\* METHOD = GET (only GET is supported. POST is not supported 只支持GET，不支持POST)**

**PART D: VERIFICATION / OTP API 验证码接口**

**API PARAMETERS (SUBMISSION) 接口参数(提交时)**

Parameter 参数	Value 值	Description 描述	Mandatory 可以为空
accountno	Account no	账号	Yes 不可空
user	Username	Predefined username for api. Pls contact us to setup  User and PWD are different from your web login. 用户名和用户密码是接口专用的。不是平台登录账号和密码	Yes 不可空
pwd	Password	Predefined password for api. Pls contact us to setup 用户密码  User and PWD are different from your web login. 用户名和用户密码是接口专用的。不是平台登录账号和密码	Yes 不可空
msg	Encoded message	Encoded UTF-8 Characters	Yes 不可空
phone	Numeric (country code+area code+local number) e.g 85298882844	Phone no to receive message. 手机号码接收短讯	Yes 不可空
from		- pre-registration is required 要先注册 - your account must support this feature 你的账号要支持自定义发送者	No 可以空
delivery_url (coming soon 快将推出)	URL link	Return the delivery status	No 可以空

User and PWD are different from your web login. 用户名和用户密码是接口专用的。不是平台登录

**tel: 852-23886700 Whatsapp/LINE: 852-98882844 微信: 85298882844 QQ: 13229966221**

**Skype: m98882844 Accessyou.com - , Page 71 / 118**

账号和密码



## PART D: VERIFICATION / OTP API 验证码接口

### API response in xml format 执行接口后, 马上会传 xml

```
<xml>
  <msg>
    <msg_status></msg_status>
    <msg_status_desc></msg_status_desc>
    <phoneno></phoneno>
    <msg_id></msg_id>
  </msg>
</xml>
```

Successfully submitted will return numeric value (Message ID). Otherwise, error status will be returned. 成功执行后, 我们马上返回发送 ID。如果不成功, 我们马上返回以下错误状态

**\*\*\* you must capture our Message ID and error code before sending another SMS. This is to make sure**

**all SMS submission received by our system successfully**

**\*\*\* 务必接收发送 ID 或者错误状态后才执行下一次短信提交。原因是确保我们是成功接收你提交的短信**

## API RESPONSE CODE (AFTER SUBMISSION)接口返回信息

msg_status 状态	msg_status_desc 描述
100	Successfully submitted message. Message id will show in <msg_id> 执行成功
101	Login information is empty 没有登录资料
102	Message is empty 没有内容
103	Phone no is empty 没有手机号码
104	Your IP is forbidden to use API. Pls login to add your IP address 现在的 IP 地址被禁止。请登录加 IP 地址
105	Your account login failure 帐号错误

**PART D: VERIFICATION / OTP API 验证码接口**

msg_status 状态	msg_status_desc 描述
105	Your account login failure 帐号错误
106	Your account is disabled 账号被封
107	Your account balance is not enough 余额不足
108	Phone No format is incorrect 手机号码格式错误
887	<b>Message submitted to our system failure 信息传送失败</b>
888	Our System generated error 其他错误，请联系我们
too_many_login_failure	<b>Your account is locked due to too many failed attempts. Pls call us to unlock your account 因为太多次登录错误。账号被锁。请联系我们解锁</b>

## PART D: VERIFICATION / OTP API 验证码接口

### Example for api request and response by xml 回传的XML 例子

Account No : \*\*\*\*\*

API Username : test

API Password : 1234

Message : Testing

Hong Kong Phone no : 98882844

China phone no: 8613229966221

API will be

<http://vercode.accessyou-api.com/sms/sendsms-vercode.php?>

[user=test&pwd=1234&msg=testing&phone=85298882844&accountno=\\*\\*\\*\\*\\*](http://vercode.accessyou-api.com/sms/sendsms-vercode.php?user=test&pwd=1234&msg=testing&phone=85298882844&accountno=*****)

Submission Result 结果	Xml Response
Message submitted successfully 成功	<pre>&lt;xml&gt; &lt;msg&gt; &lt;msg_status&gt;100&lt;/msg_status&gt; &lt;msg_status_desc&gt;Successfully submitted message 执行成功&lt;/ msg_status_desc&gt; &lt;msg_id&gt;9888&lt;/msg_id&gt; &lt;phoneno&gt;85298882844&lt;/phoneno&gt; &lt;/msg&gt; &lt;/xml&gt;</pre>
Message submitted failure 不成功	<pre>&lt;xml&gt; &lt;msg&gt; &lt;msg_status&gt;105&lt;/msg_status&gt; &lt;msg_status_desc&gt;Your account login failure 帐号错误&lt;/msg_sta- tus_desc&gt; &lt;phoneno&gt;85298882844&lt;/phoneno&gt; &lt;/msg&gt; &lt;/xml&gt;</pre>

## PART D: VERIFICATION / OTP API 验证码接口

\*\*\* If you are new to our API, **you must use IE or other browser to test first**. After successful submission, you can proceed to use in any programming languages \*\*\*

\*\*\* 如果是初次使用我们接口，**务必先用IE/其他浏览器测试**。成功后才放进任何编程执行 \*\*\*

This XML file does not appear to have any style information associated with it. The document tree is shown below.

```
<?xml version="1.0" encoding="UTF-8" ?>
<msg>
  <msg_status>100</msg_status>
  <msg_status_desc>Successfully submitted message. 执行成功</msg_status_desc>
  <phoneno>85[REDACTED]344</phoneno>
  <msg_id>2439842</msg_id>
</msg>
</xml>
```

提交状态

回传编码

内容

手机

账号

\* support HTTP GET only 只支持 HTTP GET

tel: 852-23886700 Whatsapp/LINE: 852-98882844 微信: 85298882844 QQ: 13229966221

Skype: m98882844 Accessyou.com - , Page 77 / 118

## Sample Code 代码例子

To add line break in your message 如何换行 :

line break string : %0D or %0A

%0D = char(13) = \r (return)

%0A = char(10) = \n (newline)

e.g.

msg : a%0Db%0Dc

Message in your mobile.

a

b

c

Example to illustrate different encoded characters 字符串以URL编码 :

Character Type	Message 内容	Encoded Message
UTF-8	測試	%E6%B8%AC%E8%A9%A6
Plain Text	Testing again	Testing%20again

## PART D: VERIFICATION / OTP API 验证码接口

PHP Code to submit API 代码例子 PHP:

```
<?php
ini_set("max_execution_time","60");

//message : testing
//mobile no : 85298882844
//account no : *****
//api username : ****
//api password : ****

$msg=urlencode("testing");
$phone="85298882844";
$accountno="*****";
$user = "****";
$password="****";

$handle = fopen("http://vercode.accessyou-api.com/sms/sendsms-vercode.php?
user=$user&msg=$msg&phone=$phone&pwd=$password&accountno=$accountno", "r");

$content = trim(fread($handle, 8192));

$result = new SimpleXMLElement($content);

$msg_status= $result->msg->msg_status[0];
$msg_id = $result->msg->msg_id[0];
$phoneno = $result->msg->phoneno[0];
If ($msg_status!='100')
{
    Echo 'failure : '.$msg_status;
}
Else
{
    Echo 'Msg ID : '.$msg_id;
}
?>
```

**PART D: VERIFICATION / OTP API 验证码接口**

**[How to login our platform to check delivery log 如何登录平台查发送记录](#)**

**PLS READ PART A**  
**请阅读PART A**



## PART D: VERIFICATION / OTP API 验证码接口

Use API to query the delivery log **用接口查询发送记录:**

### API FORMAT 接口格式

*without SSL*

[http://check.accessyou-api.com/sms/check\\_msginfo.php?accountno=&user=&pwd=&msgid=](http://check.accessyou-api.com/sms/check_msginfo.php?accountno=&user=&pwd=&msgid=)

*with SSL*

[http://check.accessyou-api.com/sms/check\\_msginfo.php?accountno=&user=&pwd=&msgid=](http://check.accessyou-api.com/sms/check_msginfo.php?accountno=&user=&pwd=&msgid=)

\*\*\*: pls contact us **请联系我们**

**METHOD = GET (only GET is supported. POST is not supported 只支持GET, 不支持POST)**

**Note1: Pls contact us for user and pwd which are different from WEB/SENDSMS API (basic/verification code) /Check account API 请联系我们获取。跟平台登录, 发短信接口 (普通/验证码) /查账号资料接口是不一样的**

**Note2: Normally you can only query past 3months record. 一般只可以查询过去3个月的记录**

## API PARAMTERS (SUBMISSION) 接口参数(提交时)

Parameter 参数	Value 类型	Description 说明	Mandatory 可以为空
account no	Account no 账号		Yes 不可以空
user	user 用户名		Yes 不可以空
pwd	password 密码		Yes 不可以空
id	Message ID 回传编号	returned value from SENDSMS API to submit message 每次执行发短信接口后, 我们返回的编号	Yes 不可以空

PART D: VERIFICATION / OTP API 验证码接口

Authentication Result 认证/登录结果

XML parameter 参数	Description 说明
auth_status	100 (success 成功)
auth_status_desc	authentication passed 登录成功
Yourip	Your visiting IP 你的访问 IP 地址

Delivery log result 发送记录结果

XML parameter 参数	Description 说明
account_no	
msgid	Sent 已发
status	[not ready 计划中]Account Balance 余额
destination	[not ready 计划中]Balance expiry date 余额到期日
rate	Sms unit rate 每个短信单位费用
charge	Final charge of this delivery 总费用
noofmsg	Number of sms unit 短信单位数量
submissiondate	Submission date 提交日期
deliverydate	Delivery date 发送日期
senderid	Sender Name 发送者名称
route	Delivery channel 发送方法[web/HTTP/SMPP/email]
receivestatus	Delivery status 接收报告 [sent/delivered/expired/failed/rejected]

some paramters are not applicable to your account plan. Pls test yourself first to know which paraters are available 有些参数不适用于你的计划。请先测试一下。

RECEIVESTATUS 返回状态

these status are returned by operators for reference only but they do not guarantee the correctness of these status. 【RECEIVESTATUS】以上状态是营远商/电信商回传的，只是参考，他们不保证准确性

all sms submitted are charged no matter what their final status is.所以已提交的短信是会被收费的。无论任何回执状态

## PART D: VERIFICATION / OTP API 验证码接口

### Sample of XML returned

```
<auth>
<auth_status>100</auth_status>
<auth_status_desc>authentication passed 登录成功</auth_status_desc>
<yourip>175.45.134.134</yourip>
</auth>
<msginfo>
<account_no>*****</account_no>
<msgid>*****</msgid>
<status>finish</status>
<destination>8613*****09</destination>
<rate>0.10</rate>
<charge>0.10</charge>
<noofmsg>1</noofmsg>
<submissiondate>2017-12-01 16:08:59</submissiondate>
<deliverydate>2017-12-01 16:09:14</deliverydate>
<senderid></senderid>
<route>Web</route>
<receivestatus>DELIVERED</receivestatus>
</msginfo>
```

## PART D: VERIFICATION / OTP API 验证码接口

Use API to query the account detail **查询账号资料**

### API FORMAT 接口

*without SSL*

[http://check.accessyou-api.com/sms/check\\_accinfo.php?accountno=&user=&pwd=](http://check.accessyou-api.com/sms/check_accinfo.php?accountno=&user=&pwd=)

*with SSL*

[https://check.accessyou-api.com/sms/check\\_accinfo.php?accountno=&user=&pwd=](https://check.accessyou-api.com/sms/check_accinfo.php?accountno=&user=&pwd=)

**METHOD = GET (only GET is supported. POST is not supported 只支持GET, 不支持POST)**

**Note1: Pls contact us for user and pwd which are different from WEB/SENDSMS API (basic/verification code) /Check Log API 请联系我们获取。跟平台登录, 发短信接口 (普通/验证码) /查发送记录接口是不一样的**

## API PARAMTERS(SUBMISSION)接口参数(提交时)

Parameter 参数	Value 类型	Description 说明	Mandatory 可以为空
accountno	Account no 账号		Yes 不可以空
user	user 用户名		Yes 不可以空
pwd	Password 密码		Yes 不可以空

## TROUBLESHOOTING 故障排除

To excluding your programming code problem, please use browser to test our API. 为了排除编程上的问题，请先用浏览器执行接口测试

This XML file does not appear to have any style information associated with it. The document tree is shown below.

```
<xml>
  <msg>
    <msg_status>100</msg_status>
    <msg_status_desc>Successfully submitted message. 执行成功</msg_status_desc>
    <phoneno>85555555344</phoneno>
    <msg_id>2439842</msg_id>
  </msg>
</xml>
```

\* support HTTP GET only 只支持 HTTP GET

### # HASH and other symbols 井号和其他符号

Since some symbols such as HASH are not supported by URLENCODE, you need to encode it 有些符号不可以直接支持（是URLENCODE问题），要用代码

eg. msg=# → msg=%23

for code check, pls read this. 以下是代码表

[https://www.w3schools.com/tags/ref\\_urlencode.asp](https://www.w3schools.com/tags/ref_urlencode.asp)



## **PART E: MMS API 彩信接口**

## PART E: MMS API 彩信接口

### Update History 更新历史

2020-3-20: Emoji supported in subject and content

2018-1-1: Sender ID support 支持发送者名称

2017-9-12: Hash key support 井号支持

2017-5-1: how to add authorised IP 如何加授权IP

2000 – 2016: contact us 联系我们

## PART E: MMS API 彩信接口

### Prerequisite 条件

- This guide is for professional user only. Knowledge and experience of programming and SMS/MMS are required. 本用户手册是给专业人员使用。必须具备编程和短信/彩信知识和使用经验。
- Each account has different settings so your account may not contain all the features described here. 每个帐号的设定是不一样的。你的帐号不一定包含本手册描述的全部功能。
- Due to the variety of mobile phones and firmware versions, it is required to do a testing before actual delivery. 市面上手机类型和固件版本众多，务必先进行测试后才正式发送。
- This guide will be updated frequently. Please visit our website to check the latest version 本用户手册是经常更新的。请浏览我们的网站查看最新的版本。

## PART E: MMS API 彩信接口

### Setup IP address restriction 设定 IP 地址限制

**PLS READ PART A**

**请阅读 PART A**

## PART E: MMS API 彩信接口

### Limitations, terms and conditions 限制和条款:

- We need to enable this service for your account before you use, you have to contact us. 这个服务要激活后才可以用的 · 如要激活 · 请联系我们
- Sender number is assigned by us. 发送者号码由我们编配的
- Country code must be added before mobile number . 国家编号/区号要加在号码前  
eg. 例如 : HK 香港 : 85298882844, China 大陆: 8618229966333, Macau 澳门: 85361236123
- Charge may be different from your account pricing plan. Pls contact us 收费不一定是按照你账号的收费表 · 请联系我们
- We have rights to amend the above terms and conditions with or without prior notice

# MMS INTRODUCTION 彩信介紹

## MMS SPECIFICATION / LIMITATIONS

- support text and image (each 1 set)

Type	Max Quantity	Limit
Sender ID	1 ( one per MMS but unlimited per account)	-Random numbers OR , english letters. 0~9, space, etc - virtually no limit on the no of letters
Subject	Virtually unlimited (english or chinese, other languages, EMOJI, hyperlink, telephone number, etc)	
Content	Virtually unlimited (english or chinese, other languages, EMOJI, hyperlink, telephone number, etc)	
images	1 pcs	200K Jpg or gif no limit on - pixel, - image width/height - resolution - etc



## PART E: MMS API 彩信接口

### Upload Image 上传图片

#### API FORMAT 接口格式

*without SSL*

[http://mms.accessyou-api.com/mms/upload\\_img.php?](http://mms.accessyou-api.com/mms/upload_img.php?)

*with SSL*

[https://mms.accessyou-api.com/mms/upload\\_img.php?](https://mms.accessyou-api.com/mms/upload_img.php?)

## API PARAMETERS(SUBMISSION) 接口参数 (提交时)

Parameter 参数	Value 值	Description 描述	Mandatory 可空
accountno	Account no	账号	Yes 不可空
user	Username	Predefined username for api. Pls contact us to setup  User and PWD are different from your web login. 用户名和用户密码是接口专用的。不是平台登录账号和密码	Yes 不可空
pwd	Password	Predefined password for api. Pls contact us to setup 用户密码  User and PWD are different from your web login. 用户名和用户密码是接口专用的。不是平台登录账号和密码	Yes 不可空
imgfile	Max 50 digits. Accept 0-9, a-z, underscore, hyphen	Case-insensitive. 没有分大小写 Assign image ENGLISH filename without extension, space, punctuation marks, etc. 英文图片名称 (不含类型, 符号) Correct 对: picture Incorrect 不对: picture.jpg, new picture, news'picture 不含空格,符号 <b>*Uploaded Image retained in our server for 14 days Only. Within 14 days, the image can be reused</b> <b>*我们系统祇保留上载图片 14 天。在 14 天内, 图片可以重覆用</b>	Yes 不可空
img_url	Image url encoded 图片网址	eg. <a href="http://abc.com/picture.jpg">http://abc.com/picture.jpg</a> URL encoded: <a href="http%3A%2F%2Fabc.com%2Fpicture.jpg">http%3A%2F%2Fabc.com%2Fpicture.jpg</a>  Allow jpg only 仅支持 jpg / GIF Max size is 200k for hk, others. 发香港/其他国家最大 200K Max size is 100k for china 发大陆最大 100K * SUPPORT HTTP / HTTPS 支持 http / https * ONLY SUPPORT PORT 80 只支持 80 PORT  Our system will download image via your image url and assign filename defined from imgfile 我们会下载图片	Yes 不可空

tel: 852-23886700 Whatsapp/LINE: 852-98882844 微信: 85298882844 QQ: 13229966221

Skype: m98882844 Accessyou.com - , Page 96 / 118



## API response in xml format 执行接口后, 马上会传结果

```
<xml>
  <msg>
    <msg_status></msg_status>
    <msg_status_desc></msg_status_desc>
    <imgfile></imgfile>
    <img_url></img_url>
  </msg>
</xml>
```

msg\_status : pls refer to message status table as below 请参考以下表格

## How to use API to submit your MMS 如何用接口发彩信:

### API FORMAT 接口格式

Your message must be UTF-8 Characters. Please use this URL. 内容一定要用UTF-8编码

*without SSL*

<http://mms.accessyou-api.com/mms/sendmms.php>

*with SSL*

<https://mms.accessyou-api.com/mms/sendmms.php>

## PART E: MMS API 彩信接口

### API PARAMTERS (SUBMISSION) 接口参数(提交时)

Parameter 参数	Value 值	Description 描述	Mandatory 可以空
accountno	Account no	账号	Yes 不可空
user	Username	Predefined username for api. Pls contact us to setup  User and PWD are different from your web login. 用户名和用户密码是接口专用的。不是平台登录账号和密码	Yes 不可空
pwd	Password	Predefined password for api. Pls contact us to setup 用户密码  User and PWD are different from your web login. 用户名和用户密码是接口专用的。不是平台登录账号和密码	Yes 不可空
phone	Numeric (country code+area code+local number) e.g 85298882844	Phone no to receive message. 手机号码接收短讯	Yes 不可空
subject	Encoded subject	- virtually unlimited text 理論上无限字数 - 支持中英文和其他, EMOJI, 網址, 電話號碼等等	Yes 不可空
msg	Encoded message		No 可以空
imgfile	Max 50 digits. Accept 0-9, a-z, underscore, hyphen	Case-insensitive. image filename is JPG (no extension). image file is GIF. Need to add .gif e.g. Abc.gif. Otherwise you will see "Imagefile not found error" (Optional)	No 可以空
dnc	'Y' or 'n' Default is 'n'	* for Hong Kong number only 只适用香港号码 * If set 'y', enabled searching your number from OFCA DNC list.	No(default is No) 可以空(预设是 No)

tel: 852-23886700 Whatsapp/LINE: 852-98882844 微信: 85298882844 QQ: 13229966221

Skype: m98882844 Accessyou.com - , Page 99 / 118

		if your number matched in DNC list, system will reject your submission (Optional)	
--	--	---	--

Parameter 参数	Value 值	Description 描述	Mandatory 可以空
<b>from</b>		<b>Sender needs to be registered before you can use. 发送名称要先登记后才可以用</b>	<b>No 可以空</b>

User and PWD are different from your web login. 用户名和用户密码是接口专用的。不是平台登录账号和密码

## API response in xml format 执行接口后, 马上会传结果

```
<xml>
  <msg>
    <msg_status></msg_status>
    <msg_status_desc></msg_status_desc>
    <phoneno></phoneno>
    <msg_id></msg_id>
  </msg>
</xml>
```

## Message Status Table :

msg_status 状态	msg_status_desc 描述
100	Successfully submitted message. Message id will show in <msg_id> 执行成功
101	Login information is empty 没有登录资料
102	Message is empty 没有内容
103	Phone no is empty 没有手机号码
104	Your IP is forbidden to use API 现在的 IP 地址被禁止
105	Your account login failure 帐号错误
106	Your account is disabled 账号被封
107	Your account balance is not enough 余额不足
108	Phone No format is incorrect 手机号码格式错误
109	<b>Image file Name format is incorrect 图片名称格式错误</b>
110	<b>Image URL is empty 图片网址是空的</b>
111	<b>Image URL Upload error 图片上载失败</b>
112	<b>Image size exceed limit 图片过大</b>
113	<b>Image not found 图片不存在</b>
114	<b>Image is not jpg 图片不是 JPG</b>
118	<b>Number matched in OFCA DNC list</b>
200	<b>Successfully uploaded. 上载成功</b>
887	<b>Message submitted to our system failure 讯息传送失败</b>
888	Our System generated error 其他错误，请联系我们
<b>too_many_login_failure</b>	<b>Your account is locked due to too many failed attempts. Pls call us to unlock your account 因为太多次登录错误。账号被锁。请联系我们解锁</b>

## PART E: MMS API 彩信接口

### Example for api request and response by xml 回传的XML例子

Account No : 10\*\*\*\*\*23  
API Username : test  
API Password : 1234  
Message : Testing  
Hong Kong 852 Phone no : 98882844

API will be

[http://mms.accessyou-api.com/mms/sendmms.php?  
user=test&pwd=1234&msg=testing&phone=85298882844&accountno=10\\*\\*\\*\\*23&imgfile=accessyou](http://mms.accessyou-api.com/mms/sendmms.php?user=test&pwd=1234&msg=testing&phone=85298882844&accountno=10****23&imgfile=accessyou)

Submission Result 结果	Xml Response
Message submitted successfully 成功	<pre>&lt;xml&gt; &lt;msg&gt; &lt;msg_status&gt;100&lt;/msg_status&gt; &lt;msg_status_desc&gt;Successfully submitted message 执行成功&lt;/msg_status_desc&gt; &lt;msg_id&gt;9888&lt;/msg_id&gt; &lt;phoneno&gt;85298882844&lt;/phoneno&gt; &lt;/msg&gt; &lt;/xml&gt;</pre>
Message submitted failure 不成功	<pre>&lt;xml&gt; &lt;msg&gt; &lt;msg_status&gt;105&lt;/msg_status&gt; &lt;msg_status_desc&gt;Your account login failure 帐号 错误&lt;/msg_status_desc&gt; &lt;phoneno&gt;85298882844&lt;/phoneno&gt; &lt;/msg&gt; &lt;/xml&gt;</pre>

**\*\* IMPORTANT \*\*** Please use browser to test our API before integrating into your programming code.  
**\*\* 请注意 \*\*** 请先用浏览器执行接口测试好后，然后放在编程测试

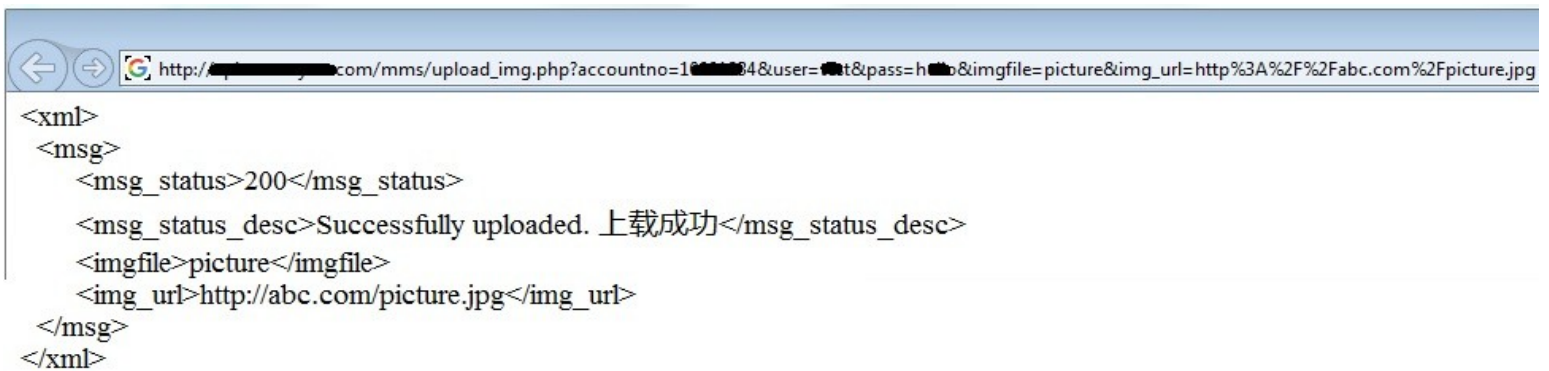
tel: 852-23886700 Whatsapp/LINE: 852-98882844 微信: 85298882844 QQ: 13229966221

Skype: m98882844 Accessyou.com - , Page 103 / 118

## 1. Upload image

http://mms.accessyou-api.com/mms/upload\_img.php?  
accountno=100\*\*\*\*34&user=\*\*\*&pwd=\*\*\*&imgfile=accessyou&img\_url=http://  
accessyou.com/accessyou.jpg

```
<xml>  
  <msg>PART D: MMS API 彩信接口  
  
    <msg_status>200</msg_status>  
    <msg_status_desc>Successfully uploaded. 上传成功</msg_status_desc>  
    <imgfile>picture</imgfile>  
    <img_url>http://abc.com/picture.jpg</img_url>  
  </msg>  
</xml>
```





## 2. Send MMS

[http://mms.accessyou-api.com/mms/sendmms.php?  
user=\\*\\*\\*&pwd=\\*\\*\\*&subject=hello&msg=testing&phone=85298882844&accountno=100\\*\\*\\*\\*23  
&imgfile=accessyou](http://mms.accessyou-api.com/mms/sendmms.php?user=***&pwd=***&subject=hello&msg=testing&phone=85298882844&accountno=100****23&imgfile=accessyou)



The screenshot shows a web browser window with the following URL: [http://api.accessyou.com/mms/sendmms.php?user=\\*\\*\\*&pwd=\\*\\*\\*&subject=hello&msg=testing&phone=85298882844&accountno=100\\*\\*\\*\\*23&imgfile=promotion](http://api.accessyou.com/mms/sendmms.php?user=***&pwd=***&subject=hello&msg=testing&phone=85298882844&accountno=100****23&imgfile=promotion). Below the address bar, the XML response is displayed:

```
<xml>  
<msg>  
<msg_status>100</msg_status>  
<msg_status_desc>Successfully submitted message 执行成功</msg_status_desc>  
<msg_id>9888</msg_id>  
<phoneno>85291239123</phoneno>  
</msg>  
</xml>
```

## PART E: MMS API 彩信接口

### **Delivery Status:**

**Sent:** sent to opeator for delivery

**Delivered:** received by handset

**Download:** mms downloaded by handset

**READ:** recipient has hit “yes” of the popup message (if he/she hit “no” or ignore the popup message, status won’t be changed to READ)

the status are returned by the receiving operator. The receiving operator may not update us the status.

## Sample Code 代码例子

To add line break in your message 如何换行：

line break string : \n

Encoded line break string : %0A

e.g.

msg : a%0Ab%0Ac

Message in your mobile.

a

b

c

Example to illustrate different encoded characters 字符串以URL编码：

Character Type	Message 内容	Encoded Message
UTF-8	測試	%E6%B8%AC%E8%A9%A6
Plain Text	Testing again	Testing%20again

## PART E: MMS API 彩信接口

### PHP Code to upload image

```
<?php
ini_set("max_execution_time","60");

$accountno="*****";
$user = "test";
$password="1234";
$img_url = "http://accessyou.com/accessyou.jpg";
$imgfile = "accessyou";

$handle = fopen("http://mms.accessyou-api.com/mms/upload_img.php?
user=$user&password=$password&accountno=$accountno&imgfile=$imgfile&img_url=$img_url", "r");

$content = trim(fread($handle, 8192));

$result = new SimpleXMLElement($content);

$msg_status= $result->msg->msg_status[0];

if ($msg_status!='200')
{
    echo 'failure : '.$msg_status."\n";
}
else
{
    echo 'Upload success\n';
}
?>
```

## PHP Code to submit API 代码例子 PHP

```
<?php
ini_set("max_execution_time","60");

//message : testing
//hk 852 mobile no : 98882844
//account no : *****
//api username : test
//api password : 1234

$msg=urlencode("testing");
$phone="85298882844";
$accountno="10*****23";
```

## PART E: MMS API 彩信接口

```
$user = "test";
$pwd="1234";
$imgfile = "accessyou";
$subject = urlencode("special offer");

$handle = fopen("http://mms.accessyou-api.com/mms/sendmms.php?
user=$user&msg=$msg&phone=$phone&pwd=$pwd&accountno=$accountno&imgfile=$imgfile&sub
ject=$subject", "r");

$content = trim(fread($handle, 8192));

$result = new SimpleXMLElement($content);

$msg_status= $result->msg->msg_status[0];
$msg_id = $result->msg->msg_id[0];
$phoneno = $result->msg->phoneno[0];
If ($msg_status!='100')
{
    Echo 'failure : '.$msg_status;
}
Else
{
    Echo 'Msg ID : '.$msg_id;
}
?>
```

## # HASH and other symbols 井号和其他符号

Since some symbols such as HASH are not supported by URLENCODE, you need to encode it  
有些符号不可以直接支持 (是URLENCODE问题) · 要用代码

eg. msg=# → msg=%23

for code check, pls read this · 以下是代码表

[https://www.w3schools.com/tags/ref\\_urlencode.asp](https://www.w3schools.com/tags/ref_urlencode.asp)

## PART E: MMS API 彩信接口

### TROUBLESHOOTING 故障排除

To excluding your programming code problem, please use browser to test our API. 为了排除编程上的问题，请先用浏览器执行接口测试

#### 1. IP Restriction Setting 限制 IP 设置

Default is no IP restriction that any ip is permitted to login your account by api. To enable specific IP , pls login your account. **预设是允许任何IP經API登录您的账号. 请登录您的账号设置指定IP.**

2.

<msg\_status>114</msg\_status>

<msg\_status\_desc>Image is not jpg 图片不是JPG</msg\_status\_desc>

- Port 80?

<http://accessyou.com:8080/accessyou.jpg> → not support

- pls try below URL

<http://accessyou.com/accessyou.jpg>



# **PART F – Whatsapp API**

**Coming soon**

## **PART G – EMAIL2SMS**

**To : mobile.username.pwd.sender@\*\*\*\*.accessyou.com**

**\*\*\*: pls contact us**

**mobilenumber: recipient no.**

**\* Our standard operation supports SINGLE recipient only. if you need to support multiple recipients, pls contact us.**

**username: different from sms a/c no. need to create from your a/c**

**pwd: password, different from sms a/c passwd. need to create from your a/c**

**sender: sender ID (if applicable)**

**from : designated / any**

**subject :**

**body :**

**msg date :**

**SMS content option : from / subject / body / msg date**

# PART H – SMS2API

We provide a HK virtual mobile number (no SIM card) to you to receive SMS.

## Report Format

Change password    Advanced search    Export results    Language: English

搜尋    匯出結果 excel

Export selected

<input type="checkbox"/>	Receive Date	Sender	Receiver	Message	Route To
<input type="checkbox"/>	2013-12-26 14:17:04	852-227-852-474	852-227-852-474	想問問做提升或打寡托氏要多少錢?	pris@xxxxxxxxxonline.com,cs@xxxxxxxxx.com
<input type="checkbox"/>	2013-12-18 17:19:29	852-991-852-474	852-991-852-474	Yes	pris@xxxxxxxxxonline.com,cs@xxxxxxxxx.com
<input type="checkbox"/>	2013-12-18 17:16:21	852-931-852-474	852-931-852-474	no	pris@xxxxxxxxxonline.com,cs@xxxxxxxxx.com
<input type="checkbox"/>	2013-12-18 17:16:17	852-768-852-474	852-768-852-474	Yes	pris@xxxxxxxxxonline.com,cs@xxxxxxxxx.com
<input type="checkbox"/>	2013-12-18 16:03:44	852-931-852-474	852-931-852-474	yes	pris@xxxxxxxxxonline.com,cs@xxxxxxxxx.com
<input type="checkbox"/>	2013-12-18 15:59:54	852-768-852-474	852-768-852-474	Yes	pris@xxxxxxxxxonline.com,cs@xxxxxxxxx.com
<input type="checkbox"/>	2013-12-18 14:45:58	852-768-852-474	852-768-852-474	This is testing from [REDACTED], send from mobile directly!	pris@xxxxxxxxxonline.com,cs@xxxxxxxxx.com
<input type="checkbox"/>	2013-12-18 13:13:23	852-687-852-474	852-687-852-474	Dear Miss Yeh, if you received this sms, the trial no is ready. the no. is 69690 More ...	pris@xxxxxxxxxonline.com,cs@xxxxxxxxx.com
<input type="checkbox"/>	2013-11-25 16:37:04	852-102-852-474	852-102-852-474	Ok ok testing	joe@xxxxxxxxx.com,cs@xxxxxxxxx.com
<input type="checkbox"/>	2013-11-15 18:50:43	852-687-852-474	852-687-852-474	testing testing testing	joe@xxxxxxxxx.com,cs@xxxxxxxxx.com
<input type="checkbox"/>	2013-10-17 18:30:17	852-559-852-474	852-559-852-474	OK	
<input type="checkbox"/>	2013-10-14 11:33:27	852-559-852-474	852-559-852-474	OK	
<input type="checkbox"/>	2013-10-11 21:00:46	852-667-852-474	852-667-852-474	fan wing yan will skip oct 14 piano lesson	
<input type="checkbox"/>	2013-10-10 12:58:33	852-166-852-474	852-166-852-474	Ok. I will transfer before 4:00 today.	
<input type="checkbox"/>	2013-10-08 20:20:08	852-280-852-474	852-280-852-474	您好, 可能要改11號晚, 請問你公司有冇網站可以上去看看的? More ...	
<input type="checkbox"/>	2013-10-07 11:46:03	852-689-852-474	852-689-852-474	有沒有湊小朋友, 現在到11月頭都有空檔時間, 聯絡我, 謝	
<input type="checkbox"/>	2013-10-06 09:38:27	852-601-852-474	852-601-852-474	Pls call to clarify	
<input type="checkbox"/>	2013-10-06 09:38:10	852-601-852-474	852-601-852-474	I just checked, how abt the three sessions that I have paid but didn't have the More ...	
<input type="checkbox"/>	2013-10-05 12:49:13	852-601-852-474	852-601-852-474	U shd hve sent me this msg earlier, will let my son hand in the chq next week. More ...	
<input type="checkbox"/>	2013-10-01 18:49:01	852-559-852-474	852-559-852-474	How about after 5:40 on wednesday?	

[ 1 2 3 4 5 6 7 8 9 10 ] Next : Last

## API FORMAT

- you need to setup an API (HTTP-POST) as below and give to me

<http://www.yourcompany.com/receivesms.php>

```
<?php
```

```
$results = print_r($_REQUEST, true);
```

```
?>
```

---

\*\*\*\*\* convert result to utf8

```
function hexToStr($hex)
```

```
{
```

```
// hexadecimal to utf8 string
```

```
$string='';
```

```
for ($i=0; $i < strlen($hex)-1; $i+=4)
```

```
{
```

```
$string .= mb_convert_encoding('','UTF-8', 'HTML-ENTITIES');
```

```
}
```

```
return $string;
```

```
}
```

---

\*\*\*\*\* save result to log file

```
$results = print_r($_REQUEST, true);
```

```
writelog($results);
```

```
function writelog($results)
```

```
{
```

```
global $appname;
```

```
$fp = fopen('./log.txt', 'a');
```

```
fwrite($fp, $results);
```

```
fclose($fp);
```

```
}
```

# PART I – VOICE API

## 1. broadcast voice

**http://\*\*\*.accessyou-api.com/voice/send.php?accountno=&pwd=&phone=&wavfile=**

**accountno : account no**

**pwd : password**

**phone : must include country code. e.g 85291239123**

**wavfile : numeric sound file name without extension. e.g 1234 (1234.wav is not correct) . Pls first upload wav file via website before submitting voice alert.**

**\*\*\*: pls contact us for real URL link**

## 2. upload voice file

**http://\*\*\*.accessyou-api.com/voice/upload\_wav.php?  
accountno=&pwd=&wavfile=888&wav\_url=http://.../xxx.wav**

**wavfile : numeric name excluded extension**

**wav\_url : URL for source of wav file**

**return "ok" after uploaded successfully.**

**\*\*\*: pls contact us**

## **PART J - Troubleshooting / FAQ 故障排除 / 常見問題**